




Andy
Goldsworthy

Who is Andy Goldsworthy?

- Goldsworthy is an artist, sculptor and photographer
- Photography is an important part of his work...*why might this be?*
- Goldsworthy uses natural resources from the environment to create art and sculptures...therefore his work can grow, stay and decay.
- The materials used are often found outside, *how does this link in with our topic?*
- What materials could we use?
- Flowers, icicles, leaves, mud, pinecones, snow, stone, twigs and thorns.
- <http://www.bbc.co.uk/education/clips/zh4wmp3>











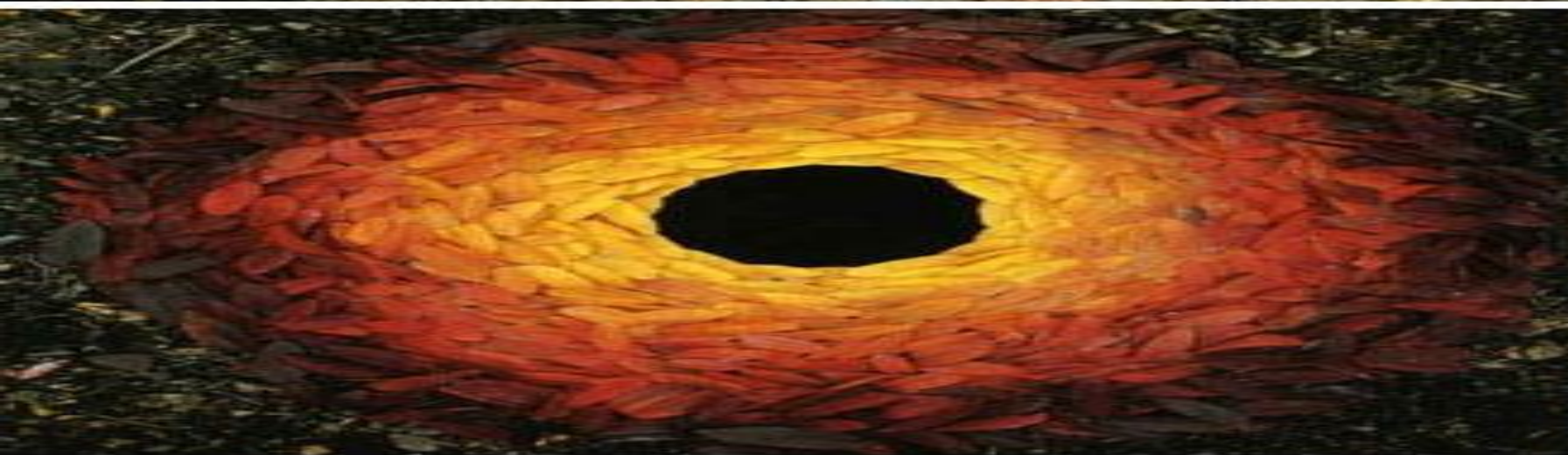












Your challenge today...

- We are going to plan our very own Goldsworthy inspired piece of work
- Think about:
- What materials would you like to use?
- Where can you get hold of these materials?
- What colours would you like? What will the whole art piece look like?

Your challenge today...

During this beautiful weather this week. Go and find some natural materials from your garden or when you are on a walk and then design and make a 'Goldsworthy' style picture outside and take a photo of it when you're done. We can then share these on our zoom meetings in a couple of weeks.

It could be a scene from your favourite book. Maybe Alice in Wonderland or Harry Potter. Use some of the examples we have given you for inspiration or research your own. This will be a 2 week project to collect materials, sketch your drawing in your book and then finally make it outside and don't forget to take a photo as it will not keep.