



Heymann Homeworking - Year 1 - Week Beginning: 18.1.21




Ongoing activities

<ul style="list-style-type: none"> Daily Bug Club reading – Read the assigned books on Bug Club. This week's books are 'Zeke and the Big Sandcastle', 'A Little Look at Big Reptiles' and 'King Pip and the Troll'. Follow up activities can be found on the Year 1 webpage. <p>You can also watch Miss Huggett read <i>George's Marvellous Medicine</i> and Mrs Caines read <i>The Elves and the Shoemaker</i> on the home learning page this week.</p>	<ul style="list-style-type: none"> Stay active! - It is important to keep our minds and bodies healthy and a great way to do that is to be active and exercise. Follow the links below for some great ways to keep active at home. <ul style="list-style-type: none"> Active Notts: Dance around the world Andy's Wild Workouts: Under the Sea Yoga story adventure: 	<ul style="list-style-type: none"> 60 second read – try out a daily 60 second read. Read the text, then test your understanding with quiz questions. Go to the Y1 webpage, then 60 second reads. Fine motor challenge: if you have some playdough at home, strengthen your fingers with this "Dough Disco". If you want to make your own playdough, an easy recipe can be found here. 	<p>Free Phonics Play login:</p> <p>Username: jan21 Password: home</p> <p>Try the Tricky Word Trucks and Flashcard Speed Trial.</p>
--	--	---	--

Zoom meetings this week: Group A – Miss Cash and Mrs Sawford Group B – Mrs Watson and Mrs Robson

Timetable

	Monday	Tuesday	Wednesday	Thursday	Friday
Live check-in 1:00	Phonics lesson 1.00pm Join this video for today's Phonics lesson. This is a Teams assignment. You can submit your completed activity on Microsoft Teams any time before Tuesday at 3.30pm for your teachers to see it. 	Phonics lesson 1.00pm Join this video for today's phonics session. You can submit your completed activity on Microsoft Teams any time before Wednesday at 3.30pm for your teachers to see it.	English lesson 1.00pm Join this video for today's English lesson. You can submit your completed activity on Microsoft Teams any time before Thursday at 3.30pm for your teachers to see it.	Maths lesson 1.00pm Join this video for today's Maths lesson. You can submit your completed activity on Microsoft Teams any time before Friday at 3.30pm for your teachers to see it.	Jigsaw lesson <i>Dreams and Goals</i> 1:00pm There is no Teams Assignment on a Friday.
Maths:	Adding by making 10: Watch this video and have a go at the questions. Look at the parent instructions sheet to help!	Adding by making 10 part 2: Watch this video again there is help on the parent instruction sheet to help you explain if your child is stuck!	Subtraction Have a look at this video , there are some questions for you to have a go at but you don't need to upload them today. The parent sheet helps to explain how to explain it.	*Subtraction-counting back* This is a Teams Assignment. Watch the video today and send us the answers to the questions- we'd love to see how you use a number track/number line. 	Subtraction counting back part 2: This video helps to firm up our understanding of counting back using a number line to work out subtraction calculations. You don't need to record today's learning.
English	<ul style="list-style-type: none"> English: Snail and the Whale Listen to Miss Cash read the story here. Watch the film on BBC iPlayer here. <p>Look at the picture on the Y1 webpage of one of the settings taken from the</p>	<ul style="list-style-type: none"> English: Snail and the Whale In the story, the snail leaves his friends behind to go on an adventure. Imagine that when he arrives at the "fiery mountains and golden sands" he sends a postcard 	<ul style="list-style-type: none"> English: Snail and the Whale Julia Donaldson uses lots of different verbs in this story. Verbs are words that show an action – they are "doing" words. Watch this BBC Bitesize video about verbs. 	<ul style="list-style-type: none"> English: Snail and the Whale In the story, the rock is described as "as black as soot". This is called a simile. Watch the video to tell you 	<ul style="list-style-type: none"> English: Snail and the Whale In the story, the snail visits lots of new places around the world. Think of a new place for the snail to visit on his

	 <p>story. Can you write a list of nouns that you can see in this setting? Remember, nouns are places, people and things. Use your phonics to help you write each word. Think of which sound you can hear at the beginning, middle and end of each word. Challenge: can you write add an adjective to any of your nouns? Eg. Friendly penguin, cold sea</p>	<p>home to his friends. He tells them where he is and what he is doing. Can you write a postcard home from the snail? Your teacher will tell you more about how to write a postcard in today's Zoom. Use the setting picture on the Y1 webpage to help you.</p>	<p>Today's activity is all about verbs of movement. Go to the Y1 webpage to see your activity. Can you think of a verb for each animal to describe how it moves? Challenge: can you think of any new animals and a verb to go with them? This is a Teams assignment.</p> 	<p>more. Can you write some similes to describe the snail and the whale? Go to the Y1 webpage to see your activity sheet. You can write your similes in your workbook or on the sheet.</p>	<p>next adventure. In your home learning book, draw a picture to show where the snail might go next. Write three sentences to describe where the snail is. Remember a capital letter to start and a full stop to end your sentence!</p>
Topic	<p>Science - Do all animals eat the same things? Watch the video to find out about carnivores, herbivores and omnivores.</p> <p>Split your page into 3 – can you draw/list animals that belong to the 3 groups? Or you could sort your toy animals?</p> <p>You can also watch the video on this week's home learning page to find out how to make your own animal poo!</p>	<p>Art Draw the world's largest land animal – the ELEPHANT. Watch the video of Mr Dunnington drawing an elephant – follow him at the same time to draw one yourself. Make sure you have a pencil, rubber and piece of paper at the ready. This is a Teams assignment.</p> 	<p>RE – Jesus and his stories- Christianity. The Lost Sheep Watch the video of The Good Samaritan and the Lost sheep. Then discuss the 'I wonder' questions with an adult and complete the worksheet on the website.</p>	<p>Geography - • Watch: Barnaby Bear - Barnaby Bear Goes to the River Thames - Bing video</p> <p>Draw/make a list of all the things Barnaby sees on or by the River Thames.</p>	<p>Jigsaw: This week we are thinking about setting a goal, how we learn and not giving up when things get tough.</p> <p>Our activity is to make a poster showing how we learn new things and to have a go at making a jam sandwich. If you cannot attend the zoom call you can watch the video here.</p>