

Recap!

Hopefully you found out lots of information last week all about forestation. You're going to use this to make a persuasive video.

Rainforest Deforestation

Rainforests are a very important part of our planet, giving us oxygen, absorbing carbon dioxide and giving a home to 50% of the animal and plant species of the planet. Not to mention the medicines and cures that are made from the plants that grow there.

Deforestation

Deforestation is the name given to the destruction of the rainforests and this is being done by burning them down, chopping down the trees or flooding the areas. This is happening so fast that an area the size of twenty football pitches is being destroyed every minute! If this carries on at this speed, it will take less than a hundred years to destroy all the rainforests on Earth.



Fact File in Numbers

- 20% of the world's oxygen is produced in the Amazon forest.
- 28,000 species of animals are expected to become extinct in the next 25 years due to deforestation.
- 50% of the tropical rainforests that we had have already gone.

Why are they being destroyed?

The biggest reason for clearing the rainforests is to make space for producing food, including cattle to be farmed for cheap beef and also growing large crops, such as soya beans and palm oil. In addition, other causes of deforestation, which are also related to making money include: chopping down and using the wood from the forest; building roads for mining metals, gold or diamonds; flooding areas to make dams to generate electricity and also digging for oil.

How can they be saved?

You could help by raising money for a deforestation charity. Also, you could think about the reasons that the forests are being destroyed and how you could help. For example, the cheap beef farmed in the areas that used to be rainforest land is often used in fast food chains. Could you avoid eating fast food from these outlets? You could also check on your supermarket food labels - was it farmed in an area where deforestation is taking place? You could also use rainforest friendly wood so you know it is not a product of deforestation. Finally remember, paper comes from trees so any paper saving you can do, as well as recycling, will help the environment.



Persuasive writing/video:

A persuasive video is used to try to change people minds about a topic or try to get them to take action. In your video about deforestation, we want you to inform people about how terrible it is and how we need their help to try to stop it.

Here is a little video all about what persuasive writing is:

<https://www.youtube.com/watch?v=hD9arWXIddM>


Examples of some types of persuasive videos:

Dog's Trust- How is this persuasive advert different?

What's the point of it?

<https://www.youtube.com/watch?v=Jqlh3oeo5j4>

<http://www.bbc.co.uk/education/clips/zfp34wx>




How does this video make you feel?

<https://www.youtube.com/watch?v=4cKKxd9JFaE&feature=youtube>

What else is used here to make you feel emotion?

Today, you are going to be making a video, making others aware about deforestation.

Think about ways you want the listen to feel about deforestation?



Remember: You need to make others feel this way too to make them want to stop deforestation.

Things to think about:

What is deforestation?

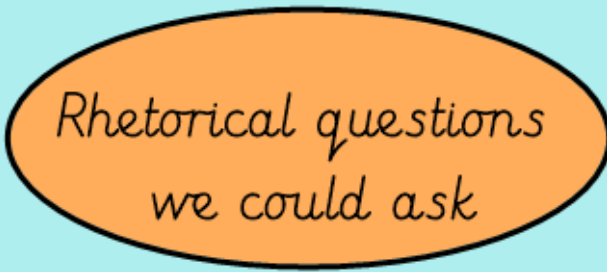
Why is deforestation dangerous?

Why does deforestation impact me?

*How would you feel if your home
was being destroyed?*



Rhetorical questions are questions that you are not expecting to be answered but should emphasize a point.



Rhetorical questions
we could ask

How would you feel if your home was being destroyed?

So, are you going to help?

What are we going to do to help?

Points to talk about in the speech

1.

2.

3.

4.

5.

Remember: speak clearly, loudly and believe in what you are saying!

You may also want to use pictures, music and key facts/information to get your point across in your video!

Good luck and have fun!

When you have finished your video, please email to:

year3-teachers@heymann.notts.sch.uk