

































Heymann Homeworking Menu - Reception- Week Beginning: 4.5.20



In the table, there are lots of different homework activities to choose from.

You must complete the green boxes each week.

At least one 4-star activity should be completed each week. You can choose to do whatever you like each week. However, you must try to earn 20 stars by the end of the week. When you have completed an activity and a parent has checked it, you can colour the number of stars you have achieved.

Reading Log on to the SORA reading app and choose a book to read. Draw a picture of your favourite character or part. Keep reading 3 times a week! 	Handwriting and tricky words Make your own handwriting poster by writing each letter of the alphabet in your best cursive writing. Use letter-join to help. Now you can decorate it and make it look fabulous! 	Wellbeing Sing along with Old Macdonald had a farm here. Can you make up an action for each animal? Show someone else. 	Writing Watch The Very Hungry Caterpillar on the reception page under pictures and videos. Draw a picture of your favourite food and write about it. 																	
Understanding the World Watch this video all about Ramadan. Is it similar to anything you celebrate? Discuss what Muslim families do to celebrate Ramadan (other resources on our webpage) 	PE Play Simon Says but with a PE twist. Take part in activities such as jogging, jumping, hopping, crawling, balancing on one foot or stretching. Take it in turns with your family being the leader.Does this 3 times a week. 	Phonics Follow our phonics plan on our class page with your child. We are looking at oa, oo and oo this week. 	Creative Make some paper dolls- these could be your friends, family, characters or anything. Watch the video with Mr Hicking on our class page if you are not sure how to make them. 																	
Maths – SSM Shape hunt. Go on a shape hunt around your home and garden. On one day find 2D shapes and on another day find 3D shapes. How do you know what shape it is? Use the recording sheets to help you. 	Maths – number Sharing activity. See the attached sheet for instructions and the video clip on the webpage - Sharing with Albie 	Science/nature Life cycle of a butterfly. Look at the ppt and then complete the life cycle sheet. Our caterpillars have arrived – look out for picture updates. Extension – can you find out about the life cycle of a frog or ladybird? 	A challenge Help with a different job around the house each day. What can you help with that you haven't done before? 																	
																				Bonus Stars: