







Heymann Homeworking Menu – Nursery - Week Beginning: 11.05.20 (Sheet 6)



In the table, there are lots of different activities to choose from. You must complete the green boxes each week.

At least one 4-star activity should be completed each week. You can choose to do whatever you like each week. However, you must try to earn 20 stars by the end of the week. When you have completed an activity and a parent has checked it, you can colour the number of stars you have achieved. Happy star collecting!

Remember you can email us with what you have been up to at nursery-teachers@heyman.notts.sch.uk

<p>Share books including 'Superworm by Julia Donaldson' If you do not have this book you can listen to it on CBeebies Bedtime stories.</p>  <p>★★★★</p>	<p>Pizza Time! Make your own pizza... You could use a tortilla wrap as a base or even make your own dough. Spread some passata or tomato puree- add some cheese and your favourite toppings! Remember to send us a picture of your yummy creations! ★★★★★</p> 	<p>Living room disco! Get dressed up in your best party clothes. Put on your favourite tunes and have a boogie! Who has got the best moves in your family? ★★★★★</p> 	<p>Create your own 'Super worms' (you could use playdough, wool, string or even make some salt dough) -Can you order your super worms by length and describe them (shortest/longest etc) - What else can you turn your super worms into? It could be ideas from the story or thinking of your own! ★★★★★</p> 	
<p>Float or sink? Gather some objects (you could get some from the garden) Filling a large container with water- predict if you think an object will float or sink? Test out your predictions ★★★★★</p> 	<p>Try and build a mini "bug hotel" You all found lots of creepy crawlies in your garden- Let's make somewhere for them to stay! Gather some small sticks, leaves, moss, stones and place them in a sideways pot/wooden box. Place somewhere the bugs will not be disturbed. *See bug hotel PDF for instructions ★★★★★</p> 	<p>What is your favourite animal? Draw a picture of your favourite animal in your home learning book. Can you find out any facts about them? (e.g. where they live/what they like to eat) ★★★★★</p> 	<p>Make a magic wand- Can you make your own magic wand? It could be finding a stick and adding glitter/ribbon or using a straw and sticking a star on top. *There are lots of lovely ideas on Pinterest ★★★★★</p>  <p>What magical spells will you cast?</p>	
<p>Let's get Squiggling! Can you get your squiggle sticks and squiggle pads (home learning book) and follow Squiglet's instructions to draw a caterpillar? YouTube: Get Squiggling- Caterpillar ★★★★★</p> 	<p>Initial sound scavenger hunt! Using our initial sound picture cards/or saying a sound... Can you go on a hunt around the house to find thing starting with that phoneme? Repeat using different sounds. If not yet hearing initial sounds- adult to sound talk objects to find instead e.g. f-or-k... fork b-oo-k... book ★★★★★</p> 	<p>Have a game of dominoes! Using our printable dominoes/or creating your own... Carefully count the spots on each side of your domino- Can you say the number name? Can you match the spots together? ★★★★★</p> 	<p>Learn some new Makaton signs! Can Mr Tumble help you learn some new signs? YouTube: CBeebies- Something Special – Learn Makaton signs You could share new ones on zoom! ★★★★★</p> 	
<div><div>★</div><div>★</div><div>★</div><div>★</div><div>★</div><div>★</div><div>★</div><div>★</div><div>★</div><div>★</div><div>★</div><div>★</div><div>★</div><div>★</div><div>★</div><div>★</div><div>★</div><div>★</div><div>★</div><div>★</div></div>				Bonus Stars:

