

Heymann Homeworking mat- Year 3- w/b 11th May 2020




















In the table, there are lots of different homework activities to choose from.

You must complete the green boxes each week.

At least one 4-star activity should be completed each week. You can choose to do whatever you like each week. However, you must try to earn 20 stars by the end of the week. When you have completed an activity and a parent has checked it, you can colour the number of stars you have achieved.

We have loved receiving pictures of the children working from home but we would LOVE to see more! Please email any pictures to year3-teachers@heymann.notts.sch.uk

| | | | |
|---|--|---|---|
| <p>Science 2 – Structure and function of a flowering plant and pollination. See <i>powerpoint and activity sheets</i>.</p> <p>★ ★ ★</p> | <p>Science 1/Art – Parts of a plant and water transportation- Make a collage of a flowering plant and label the key parts. See <i>powerpoint</i>. Maybe you could go on a <u>plant and flower hunt</u> and see what you can find– see <i>sheet</i>.</p> <p>★ ★</p> | <p>ICT- Complete the following coding game. https://hourofcode.com/tynkercq</p> <p>★ ★ ★</p> | <p>Maths – Complete the 3 money worksheets and the review sheets. See <i>powerpoint</i>.</p> <p>Complete maths challenge sheet for an extra star.</p> <p>★ ★ ★ ★</p> |
| <p>P.E – Notts school games –Netball. This week there are some netball activities for your week of PE. Don't forget to join in with the virtual competition on Friday.</p> <p>Or</p> <p>Try Joe wicks or Fitter Future.</p> <p>★ ★</p> | <p>Maths – Complete the following:</p> <ul style="list-style-type: none"> - complete daily mental arithmetic. - TTRS - My maths homework <p>★ ★ ★</p> | <p>Reading – Look at new vocabulary for 'A seed is sleepy'. Can you make up some actions to remember them and complete the activity?</p> <p>★ ★ ★</p> | <p>Science 3 – Seed dispersal lesson. See <i>powerpoint and activity sheet</i>.</p> <p>Also:</p> <p>Read the book 'A seed is sleepy' to give you some ideas on how seeds are dispersed.</p> <p>★ ★ ★</p> |
| <p>SMSC – Medicines – answer questions about how to stay safe around medicines.</p> <p>★ ★ ★</p> | <p>English – Research poems and find one you like. Try to learn it off by heart and perform it.</p> <p>Answer the questions about your chosen poem.</p> <p>★ ★ ★</p> | <p>Whole school activity- Ramadan – Find out all about Ramadan and why it's celebrated. There is a powerpoint to look through and then a sheet with lots of activities on to further your knowledge as well as some fun activities to do.</p> <p>Also, why not try out some arts and crafts and make a sadaqah jar.</p> <p>★ ★</p> | <p>Languages- learn the parts of a plant in French. See <i>information sheet</i>.</p> <p>Can you translate the words back to English?</p> <p>★ ★</p> |

| | | | | | | | | | | | | | | | | | | | | |
|--|---|---|---|---|---|---|---|---|---|--|---|---|---|---|---|---|---|---|---|--------------|
|  |  |  |  |  |  |  |  |  |  |  |  |  |  |  |  |  |  |  |  | Bonus Stars: |
|--|---|---|---|---|---|---|---|---|---|--|---|---|---|---|---|---|---|---|---|--------------|