

A Parent's Guide to **SCHOLASTIC** **Reading Pro™**

Dear Parent or Carer,

As part of our home learning provision, we have registered with scholastic reading pro and reading library. Below are details of how to access this. Once you have logged onto the system, your child will need to do a reading test as part of Scholastic Reading Pro which should last about 20 minutes. The program is designed to develop successful readers by evaluating the child's reading ability and motivating them to read more at appropriately challenging levels.

In the test, your child may need support in reading the instructions of how to complete the tasks. Once he/she understands what to do, let them read the series of short passages from books and informational materials independently. After each passage, your child will complete a fill-in-the-gap sentence. The test is taken on a computer or tablet and lasts about 20 minutes. Test results are reported using a readability measurement called the Lexile. Think of a Lexile measure as you would the reading from an outdoor thermometer. Just as you can use the temperature on a thermometer to decide what kind of coat to wear, a Lexile measure can be used to decide how difficult a book to read compared to your reading ability.

When your child's reading level (Lexile) is in the range of the Lexile level of a book, your child can read that book with confidence and control. At this target rate of comprehension, material is challenging without being frustrating or boring. This encourages your child to read more, and reading more in the targeted range will increase his/her Lexile measure, furthering reading skills.

After reading a book, your child will take a comprehension quiz to see if he/she understood the book.

On the following pages is a guide for how your child can log-on at home and take a quiz when they have completed reading a book. Your involvement is critical to your child's success. Feel free to contact your child's class teacher through the year group email with any questions. Thank you for working with us to help your child read more to achieve more.

Kind regards,

Heymann staff

Step 1 – Logging in to Reading Pro

When your child is at home they can access Reading Pro via any internet enabled device a full list of supported browsers and operating systems can be found at the end of this guide.

Reading Pro will also work on the iPad and Android Tablets (make sure you have allowed pop-ups in your browser).

This is the link to the schools Reading Pro account (remember to save it in Favourites)

<https://educator-slz03.scholasticlearningzone.com/slz-portal/#/login3/GBRRF98>

There is also a Reading Pro button on our school website that will take you to the student's log-in page. It looks like this:

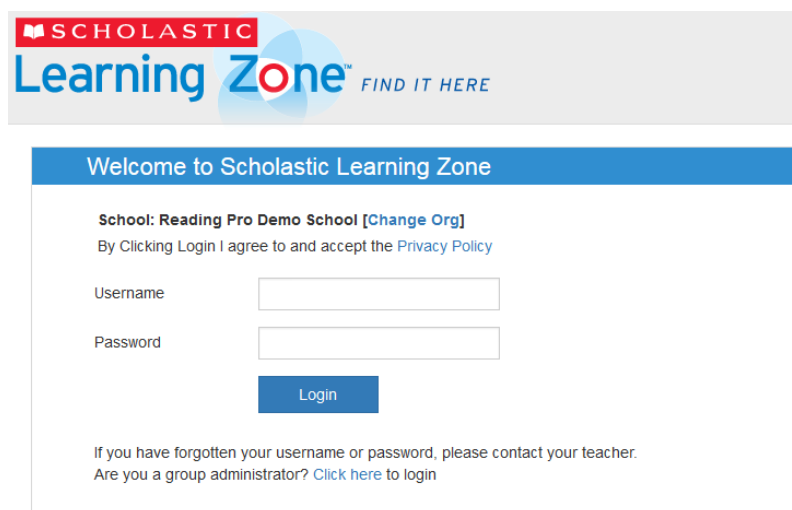


Enter your username and password (remember that they are case sensitive)

Username: first 3 letters of child's first name.first 3 letters of last name then year of birth

Password: Heymann1

For example Daniel Brown who was born 14.7.2014 is Dan.Bro14



The screenshot shows the Scholastic Learning Zone login interface. At the top is the Scholastic Learning Zone logo with the tagline 'FIND IT HERE'. Below the logo is a blue header bar that says 'Welcome to Scholastic Learning Zone'. The main content area is white and contains the following elements: 'School: Reading Pro Demo School [Change Org]', a link to the Privacy Policy, 'Username' and 'Password' labels next to input fields, a blue 'Login' button, and a footer note: 'If you have forgotten your username or password, please contact your teacher. Are you a group administrator? Click here to login'.

Step 2 – Finding your way around Reading Pro



When you log-in you will see which Programmes you can access in 'My Zone'.



Choose the 'Reading Pro' button

You are now in Reading Pro and will see these different tabs across the top of the page



The tab you are on will go green so you know where you are.

Home: This screen displays tabs students can use to navigate through the program, view their work in Reading Pro, review the interests they've selected, and see their Recommended Reading List.

Try to encourage your child to read one (or more!) of the books on their recommended reading list and then take the quiz once they've read the whole book.

There's a link to the quiz on the recommended reading list, when your child is ready to take a quiz they can either look for the book they've read here or use the 'Search' tab

Search: Use the tick boxes and interest selections to help refine your search.



Search

Enter Book title, author or keyword

☐ Quizzes only ☐ In my Lexile range ☐ In my school library ☐ Scholastic eBook collections

► Select interests

My Results: shows results for the student's activity in Scholastic Reading Pro during the school year.

Reading Pro test: you won't need to access this tab at home as the class teacher will tell the children when it's time to take the next test.

Step 3 – What to do at home

Choose a book from the recommended Reading List and have your child read the book. When the book has been read, take the quiz (your child that is, not you, the adult☺. We are checking that they have understood the book and reading and understanding the questions that are being asked is part of that).

There's lots of research that links reading proficiency to successful learning and we would like you as parents and carers to help us encourage a culture of reading at home as well as at school.

We would like to encourage you to read to your child or have your child read to you at home. To continue to grow as a reader, encourage your child to:

- Read 20 minutes a day from books you find within a Lexile range of about 50 Lexile points above to 100 points below his/her current Lexile measure.
- Choose books on a variety of topics, fiction and non-fiction
- Discuss books they are reading with friends and family, asking questions before, during, and after.
- Keep track of new vocabulary learned and use new words in conversation and writing.
- Use context clues and a dictionary to understand unfamiliar words.

Step 4 – Reading Pro Library

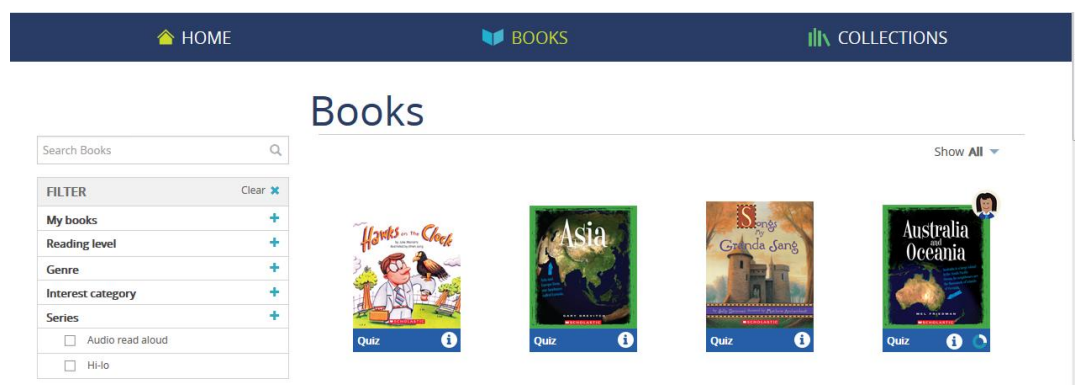
As a school we also have access to the Reading Pro Library, which is a collection of eBooks that can be streamed to any device, the same way that Reading Pro can be accessed.



Click on the Reading Pro Library button in 'My Zone'



To choose a book to read go to the 'Books' tab and use the filters down the left hand side if you want to create a smaller selection to choose from.

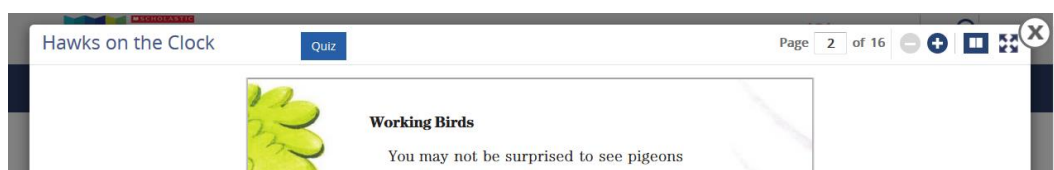


In **Reading Level** – you can choose, “books in my lexile range”

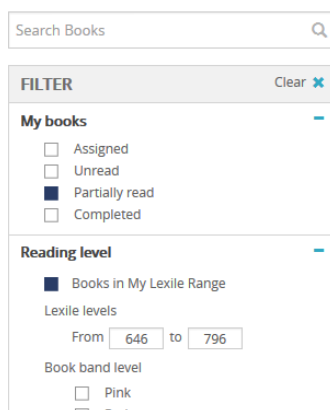
Any titles that have been assigned to your child by the teacher will be indicated by the teacher avatar on the top right corner of the book






When your child has finished reading the book they can click the button at the top of the screen to take the quiz.



They may not be able to finish the book in one go and are able to come back and pick-up where they left off at another time – use the filter under **‘My Books’** to help find books that they have started to read but haven’t completed yet.



Please remember that not all of the eBooks have quizzes, you can see which books have a quiz when you are on the ‘Books’ tab



Supported Browsers and Operating Systems

Scholastic Reading Pro supports the following web browsers and operating systems:

Browser	Operating System
Internet Explorer 9.x or 10.x	Windows 7, Windows Vista, Windows XP
Safari 5.x or higher	Mac OSX, iOS6, iOS7
Firefox 10.x or higher	Windows 7, Windows Vista, Windows XP, Mac OSX, Android 4.x
Chrome 23 or higher	Windows 7, Windows Vista, Windows XP, Mac OSX, Android 4.x
Android 4.x or higher	Android 4.x

If you are not sure which version of a browser you are using, open your web browser and go to <http://whatbrowser.org/>.

Please note that because Reading Pro was developed with the latest web technology, it will not run properly on Internet Explorer 8. If you are using IE8, you will need to upgrade to a more recent version of Internet Explorer.

Reading Pro Library supports the following web browsers and operating systems:

Browser/Device	Operating System
Internet Explorer 10 or higher	Windows 7, Windows Vista, Windows XP
Safari 5.x or higher	Mac OSX, iOS6
Firefox 16.x or higher	Windows 7, Windows Vista, Windows XP, Mac OSX, Android 4.x
Chrome 23 or higher	Windows 7, Windows Vista, Windows XP, Mac OSX, Android 4.x
Android 4.x or higher	Android 4.x
iPad 2/3	iOS 6 & 7