

Read Roman numerals to 1000 (M) and recognise years written in Roman numerals.

Do you know what these symbols mean/represent?

£

©

+

!

÷

7

?

Symbols have very different meanings. But like numbers, Roman Numerals follow patterns. These patterns make them easy to learn and use!

A little bit of history

The Ancient Romans used a different method of showing number. They are common in modern life: you might use them more than you think! They were used in coins, art and other artefacts. Today, Roman Numerals are still used for chapter headings, on some clocks, lists and for film sequels such as the *Star Wars* films.

We now mostly use what are called *Arabic numbers* (0,1,2,3,4,5,6,7,8 and 9). However, exploring different types of numbers can be a fascinating and great for improving your understanding of number and pattern.

I wonder what you already know?
Do you recognize these Roman Numerals?

I	V	X	L	C	D	M
1	5	10	50	100	500	1000

I	V	X	L	C	D	M
1	5	10	50	100	500	1000

The Romans only used these 7 letters for number...that's it! Any number you can think of can be made using these 7 letters (in capitals or lower case). Here's how it works:

The Romans used basic addition and subtraction to make number. They followed these simple rules:

1) If a letter repeats, it's repeating that value e.g. **XXX** = **30** or **CCC** = **300**

2) A letter can only be repeated **three times**! Anymore and it's incorrect.

The next steps and different combinations need some practice. Let's have a go on the next slide...

I	V	X	L	C	D	M
1	5	10	50	100	500	1000

Write the number...

III = 3

XX = 20

CCC = 300

MC = 1100

LXV = 65

When a numeral is written after a larger numeral: it is added.

IV = 4

XCIX = 99

XC = 90

CD = 400

XXXIX = 39

When a numeral is written before a larger numeral: it is subtracted.

I	V	X	L	C	D	M
1	5	10	50	100	500	1000

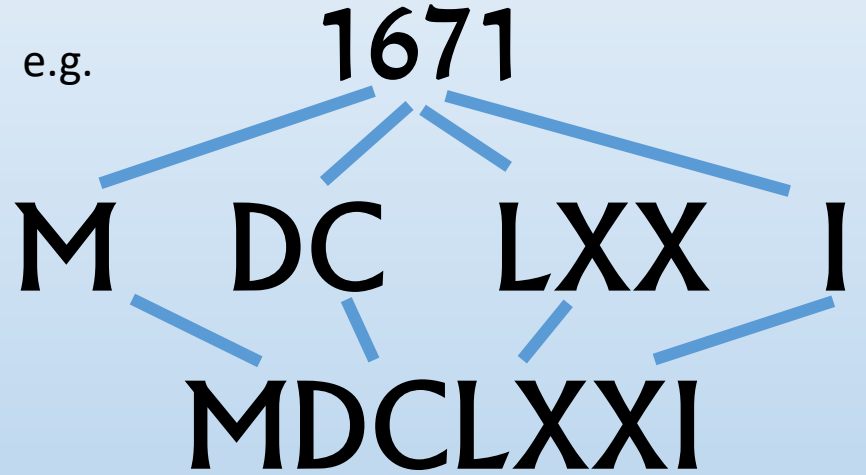
Write the numbers that represent these Roman Numerals.

- a) II = 2
- b) CV = 105
- c) VII = 7
- d) DI = 501
- e) IV = 4
- f) XII = 12
- g) DII = 502
- h) CVI = 106
- i) DLV = 555

Write the Roman Numerals for these numbers.

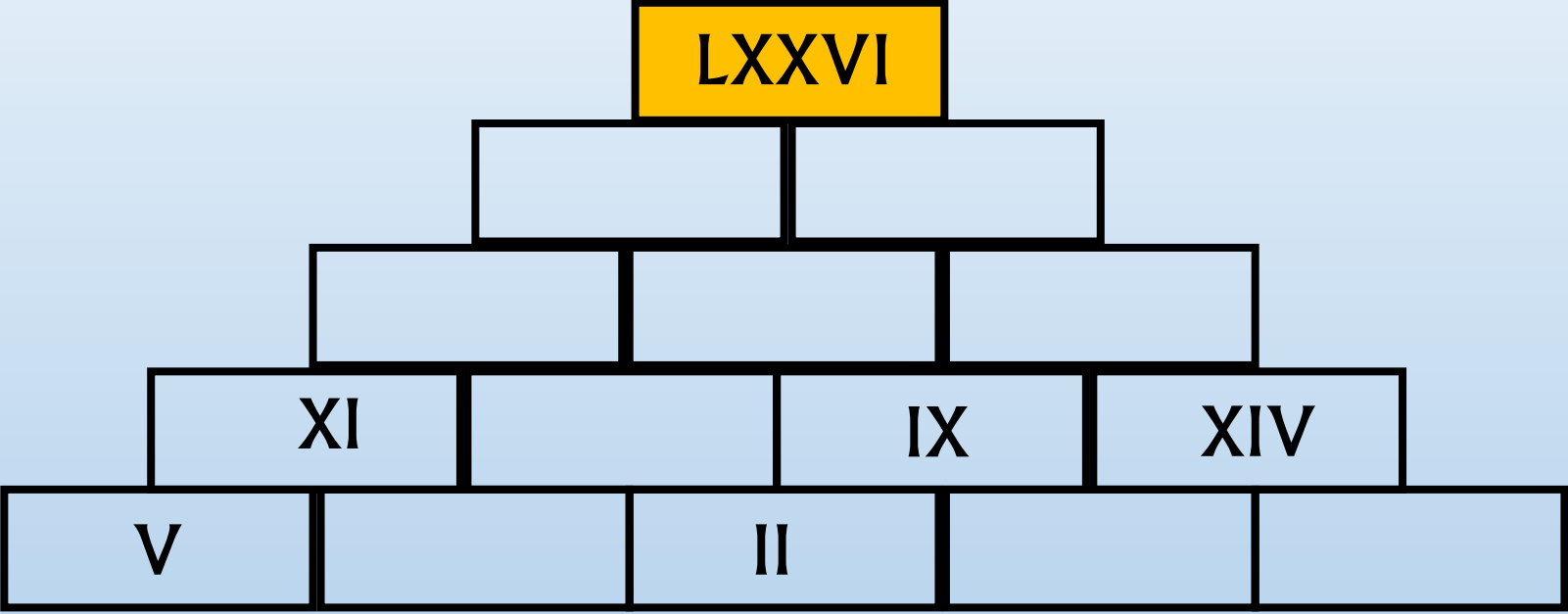
- a) 12 = XII
- b) 15 = XV
- c) 28 = XXVIII
- d) 101 = CI
- e) 72 = LXXII
- f) 501 = DI
- g) 473 = CDLXXIII
- h) 55 = LV
- i) 232 = CCXXXII

Write the Roman Numerals for these famous dates: break up the 1s, 10, 100s and 1000s.

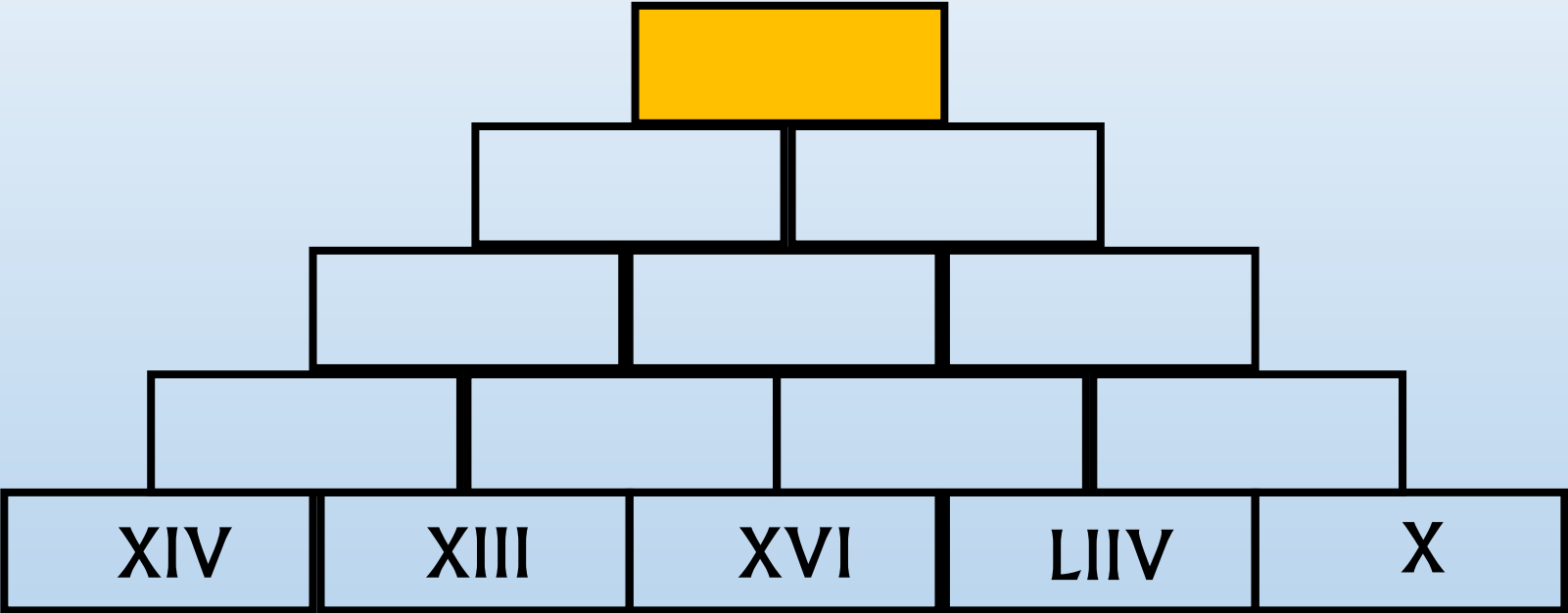


- a) 1966 = MCMLXVI
- b) 1945 = MCMXLV
- c) 1066 = MLXVI
- d) 1787 = MDCCLXXXVII

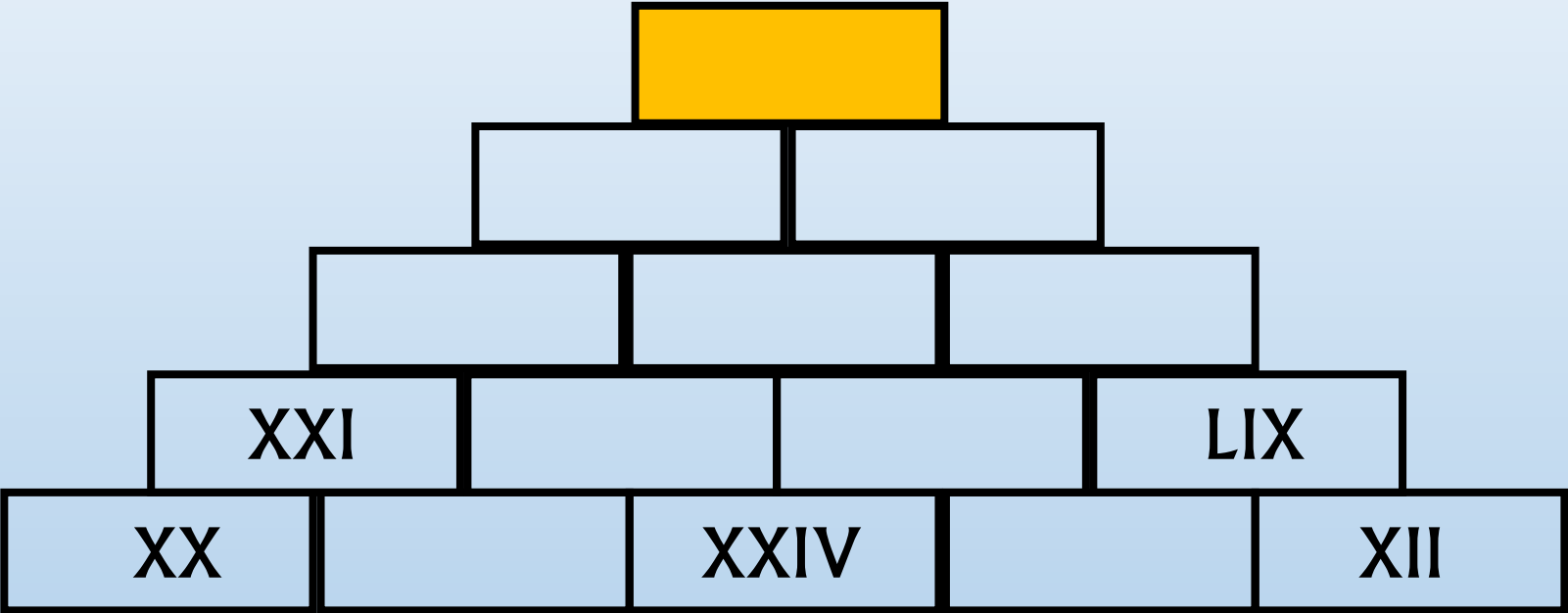
Extension. Solve the puzzle!



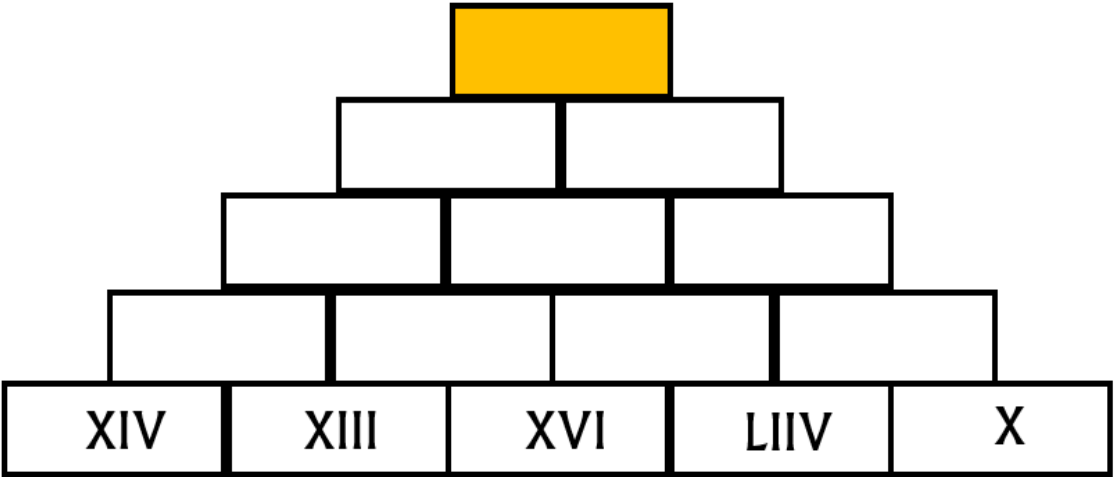
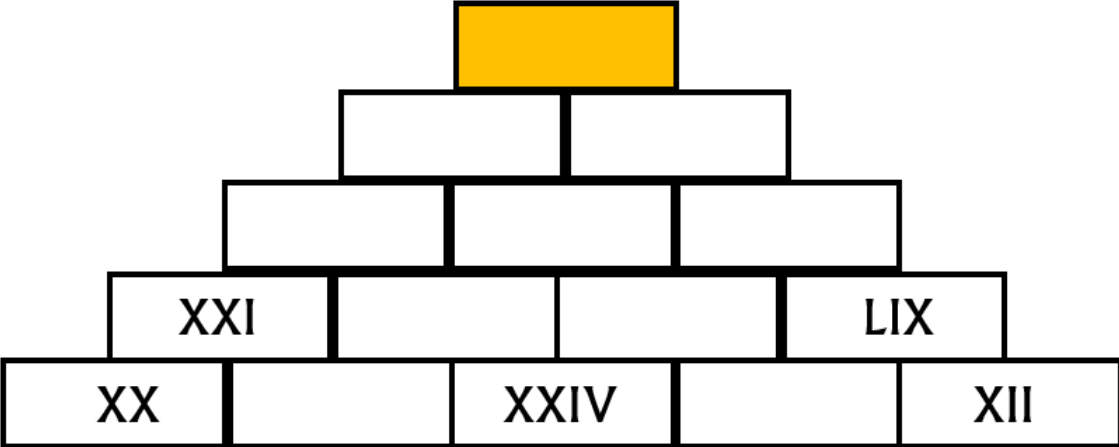
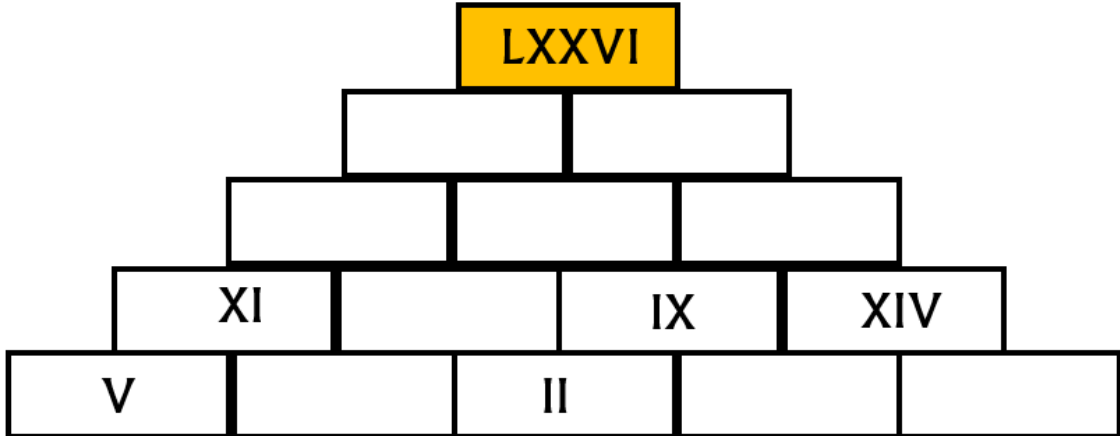
Extension. Solve the puzzle!



Extension. Solve the puzzle!



Extension. Solve the puzzles!



Read Roman numerals to 1000 (M) and recognise years written in Roman numerals.

Did you understand?

