

# Newspaper reports!

Percy Fawcett & The Amazon Rainforest



Last week, you looked at an example of a newspaper report and identified some of the features. This was to give you an idea of some of the features you need to include in your own newspaper report over the next couple of weeks.

You are going to be writing a newspaper report all about the disappearance of Percy Fawcett the explorer. Here is the plan for the next 2 weeks:

This week - Planning newspaper report

Next week - Writing newspaper report



Here are some of the features that you should have found out last week.

We are going to be trying to include these in our own newspaper report.

# Features of a Newspaper Report Checklist

How many of the following features can you spot in the newspaper report?

Features	✓ / X
The name of the newspaper	
A headline that uses a pun, rhyme or alliteration	
A subtitle which gives a bit more information about what the report is about	
The reporter's name	
An introductory paragraph containing the 5 Ws (what, where, when, who, why)	
Information about the main events presented in chronological order	
Pictures with captions	
Written in the third person and in the past tense	
Direct and reported speech	
Formal language	
Rhetorical Questions	
A conclusion paragraph to explain what might happen next	

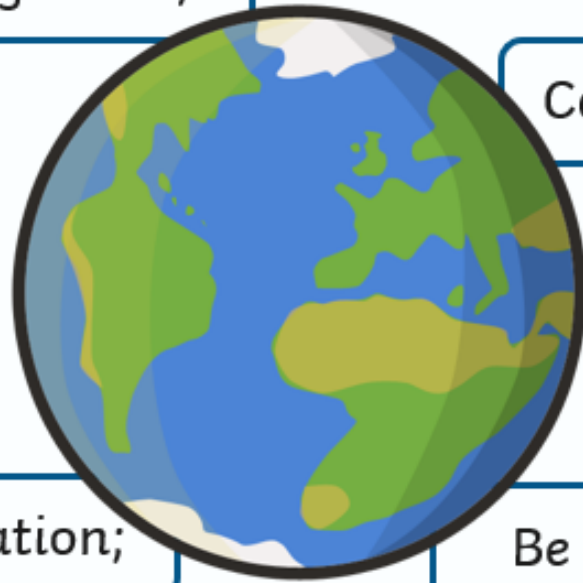
# A newspaper report needs to...

Be about an interesting event;

Capture the reader's attention;

Present factual information;

Be succinct and to the point;





# Planning a Newspaper Report



Name of newspaper: \_\_\_\_\_

Price: \_\_\_\_\_

Date: \_\_\_\_\_

Story headline: \_\_\_\_\_

Introduction	
Who was involved?	
What happened?	
Where did the event take place?	
When did it happen?	

What is each paragraph going to be about? Think about time order.	
Paragraph 1	
Paragraph 2	
Paragraph 3	

Interviews	
Who will you interview? How are they involved in the events?	
What did they have to say? Will you use direct or reported speech?	

Final paragraph	
What are the characters doing now?	
What might happen in the future?	

This is your planning format for your newspaper report. Keep going through powerpoint to help you fill it in.

Newspapers tend to have the name of a place at the start and then end in Times, Telegraph, Mail or Post.  
e.g. The Heymann Telegraph or The Nottingham Times  
You can make up one of your own or use a newspaper that already exists.

The price of newspapers in 1925 were not expensive. They used old money and they cost about 2 cents.

## Planning a Newspaper Report

Name of newspaper: \_\_\_\_\_ Price: \_\_\_\_\_ Date: \_\_\_\_\_

Story headline: \_\_\_\_\_

Now fill these sections in on your planning sheet!

Story headline needs to:


- Catch the readers attention
- Sum up story in a few words
- Use powerful and interesting language
- Write in present tense
- Sometimes includes alliteration

e.g. Explorer vanishes in Amazon  
Mystery in the jungle

We are writing the newspaper as if we are reporting at the time Percy Fawcett disappeared in the jungle, which was in 1925. He had his last communication on 29<sup>th</sup> May 1925 so our date needs to be around this time. E.g. 1<sup>st</sup> June 1925

It's VERY IMPORTANT that any information we give in our newspaper report is factual. It has to be the truth. Remember you are writing as if Percy Fawcett has only just disappeared in the Amazon Jungle. This is only a plan so you can write it in note form. Use your research about Percy Fawcett from last week to help you.

Introduction	
Who was involved?	
What happened?	
Where did the event take place?	
When did it happen?	



An introduction paragraph for a newspaper report needs to be short and snappy and briefly explain what's happened. Ensure that even if the reader stopped reading at this point, they would still not the basics of what's happened. Your introduction needs to answer some key questions- The 5 w's

**Who**  
**What**  
**Where**  
**Why**  
**When**

Now fill these sections in on your planning sheet using your notes from last week.



For this section, you need to think about how to organise your paragraphs. The paragraphs need to be in chronological order, so that means the order things happened in.

Important things to mention in your newspaper report are :

- Percy disappearing
- Percy going into the rainforest and why
- searching for Percy

Think about what order these might go in and then make some brief notes on key information for each paragraph.

**What is each paragraph going to be about? Think about time order.**

**Paragraph 1**


**Paragraph 2**

**Paragraph 3**

Now fill these sections in on your planning sheet using your notes from last week.



Interviews	
Who will you interview? How are they involved in the events?	
What did they have to say? Will you use direct or reported speech?	



Now fill these sections in on your planning sheet using your notes from last week.

In newspapers it's important to have interviews and direct speech from people who have got a link to the event.

Think about who might comment on the event. It's completely up to you who you interview and get a quote from. Some ideas of people could be:

- Percy's wife
- Another explorer
- A tribesman from the Amazon
- Someone searching for Percy
- A friend of Percy

Remember if you are choosing direct speech you need to remember your speech marks!

Final paragraph	
What are the characters doing now?	
What might happen in the future?	

Now fill these sections in on your planning sheet using your notes from last week.

So for this section of your plan, there isn't too much to say as Percy still hasn't been found.

Don't forget that you are writing it as if the disappearance has just happened in 1925. This means you will have to think about the future.

Are people going to carry on looking?  
Have they decided he's disappeared?  
How are his family feeling about it?

It's your newspaper report so you can choose how to finish it off.

Think about emotions in this section.  
How are people close to him feeling about the disappearance?

Last part to plan is your picture and caption to go with it. Your picture needs to link to the event and something that is written in your report. Draw your picture and then write caption that explains what the picture is.



Hopefully this has helped you fill in your planning sheet ready to start writing next week. Keep your notes as you will need these to help pad out your planning sheet when it comes to writing your newspaper report.