



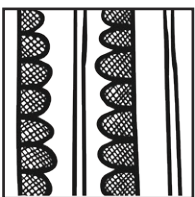




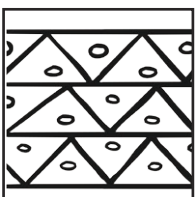










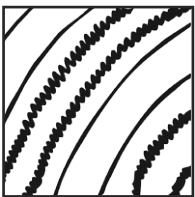
















Drawing Texture

1. Practise drawing a texture with a pencil by copying these textured squares.



2. Find objects or materials within the room with an interesting texture. Feel them and describe them and then have a go at drawing a textured square.

Object	Description of texture	Texture in drawing