



# Heymann Home learning – Reception – week commencing 18.01.21

Here is your home learning menu for this week. There is a timetable below. If you could complete the ongoing activities on the last page as often as possible that would be great. On the second page you will find the activities for this week, you can colour in a star for each activity you manage to complete.

We would love to know what you have been up to... Please send us an email of at least one thing you have done from the menu ([reception-teachers@heyman.notts.sch.uk](mailto:reception-teachers@heyman.notts.sch.uk)) Happy star collecting! ☆

## Timetable






Monday	Tuesday	Wednesday	Thursday	Friday
<b>Live teacher check-in: 9:00</b> <b>Phonics</b> <b>Resources needed:</b> Home learning books and a pencil	<b>Live teacher check-in: 9:00</b> <b>Phonics</b> <b>Resources needed:</b> Home learning books and a pencil	<b>Live teacher check-in: 9:00</b> <b>Phonics</b> <b>Resources needed:</b> Home learning books and a pencil	<b>Live teacher check-in: 9:00</b> <b>Phonics</b> <b>Resources needed:</b> Home learning books and a pencil	<b>Live teacher check-in: 9:00</b> <b>turn up in fancy dress</b> <b>Story/Jigsaw/draw to show</b> <b>Resources needed:</b> Paper and drawing pencils
<b>Phonics</b> <b>Phoneme today – ch</b> <b>See the phonics plan for activities</b>	<b>Phonics</b> <b>Phoneme today – sh</b> <b>See the phonics plan for activities</b>	<b>Phonics</b> <b>Phoneme today – th</b> <b>See the phonics plan for activities</b>	<b>Phonics</b> <b>Phoneme today – ng</b> <b>See the phonics plan for activities</b>	<b>Tricky words</b> <b>See the phonics plan for activities</b>
<b>Maths:</b> <a href="https://whiterosemaths.com/homelearning/early-years/alive-in-5-week-3/">https://whiterosemaths.com/homelearning/early-years/alive-in-5-week-3/</a> Watch the teaching video for today Alive in 5, week 3, session 1	<b>Maths:</b> Watch the teaching video for today Alive in 5, week 3, session 2	<b>Maths:</b> Watch the teaching video for today Alive in 5, week 3, session 3	<b>Maths:</b> Watch the teaching video for today Alive in 5, week 3, session 4	<b>Maths:</b> Watch the teaching video for today Alive in 5, week 3, session 5
<b>English:</b> (guess the missing words) Show your child session 1” from our three little pigs english. Look at the sentence together. What words might be missing? Copy down the sentence and write the missing word.	<b>English:</b> (shared writing) Show your child “I will not let you in” picture. Ask your child what the pig might be saying. Suggest writing “I will not let you in”. Say the sentence, use robot arms to break words up and then write each one together.	<b>English:</b> (child to write) Look at the “huff and puff” picture on our website. Can you write “I will huff and puff” with your child. Some children will need a bit of support where as others will be able to do this independently.	You can use this time as you would like to complete anything you have started or possibly to upload your work to teams.	<a href="#">Listen to BINGO and learn the words.</a>



**\*Phonics. If you attend the live phonics session then please do not feel that you have to complete the phonics work on the website.**

Weekly Activities- how many stars can you collect?

Story telling	Craft/cutting activity	Physical activity	Maths activity
<p>Make up a story using things you can find at home.</p> <p>Act it out and have fun!</p>	<p><a href="#">Watch the video of Austin's butterfly</a> This clip shows how a child can improve their drawing by talking with another person to think how to make it better.</p> <p>Find a picture of a butterfly on Google and have your child try and draw it. Talk about it and try and make it better. Try drawing it up to 4 times.</p>	<p>Go for a walk or a bike ride with your family at least 3 times in a week.</p> <p>When you get to an open place, can you make your heart beat faster by running?</p>	<p>Double-sided counters. Watch the film clip to see how to make and use the double-sided counters. Have a go at playing the game and recording what you have done using a 5 frame. Take a photo of your game and your 5 frame and upload it to teams by 3pm on Wednesday</p> <p>Teams Homework</p>
Game/hunt	Reading	RE Activity	Writing
<p>Sorting creatures. What creatures can you think of that have 0 legs, 2 legs, 4 legs or 6 legs? Draw and label them, showing how you have sorted them. You can use the sorting sheet on the webpage or simply group the creatures (0, 2, 4, 6 legs)</p>	<p>Read 3 times this week.</p> <p>Play tricky word bingo. The video on our webpage will help you.</p>	<p><a href="#">Watch the video for the Parable of the Lost Coin.</a></p> <p>Explain to your child this is a teaching from Jesus- A man Christians believe is the son of God.</p> <p>Christians say the story's message is that all people are important to God and he will look after us and search for us if we need him.</p> <p><b>We will be looking at different stories from the Bible and thinking about how different people have different beliefs.</b></p>	<p>Look at the picture on our webpage and talk about what you can see and what is happening. Think of a sentence of caption you could write about it.</p>





Ongoing Activities

**Share books and stories:** retell the stories



**Handwriting:** sign in to Letterjoin and practise these letters this week.

b, p, k

**Reading:** you can sign in to **Oxford Owls** and choose a book to read as well as read the books in your book bag

Tricky words  
These are now on the website.

Phonics play games:  
The link below will take you to the page.

<https://www.phonicsplay.co.uk/resources/phase/3/flashcards-speed-trials>

The login details are  
Username: jan21  
Password: home

**Number:** Look for numbers you recognise around the house and see how many you can find.

**Becoming more independent:**

Focus on cutlery whilst eating. Can your child use a knife and fork?

This is an on going process.