

Tuesday Phonics

- Today we're thinking about the long /ee/ phoneme.
- This phoneme (sound) can be spelled in different ways (e.g. tree**ee**, she**e**, key**y**, jelly**y**).

Task 1

Watch Mr Thorne and join in with your robot arms!

www.youtube.com/watch?v=WO1ylMaWf0w&feature=emb_title

Task 2

Read the words on this PowerPoint. They either have **ee**, **ey**, **y** grapheme (spelling representation).

Task 3

Then look at pictures - Can you correctly write the word using the correct **ee** grapheme?

Task 4

Read the silly story Pete the Sheep. Use a pencil to circle all the different '**ee**' phonemes or copy the words into your book. How many did you find?

• **ee** – like in street


• **ey** – like in key

• **y** – like in jelly



ee

We call this a vowel digraph and often comes in the middle of words.



This grapheme can
sometimes make an ee
sound at the end of some
words



This grapheme can
sometimes make an ee
sound at the end of some
words

Read the words

feel

key

cherry

chimne

y

teeth

jockey

рчрр у

valley

happy


journe


y

Can you write the
correct ee
grapheme for the
pictures?
























Answers

1. Teddy
2. Bee
3. Tree
4. Monkey
5. Lolly
6. Feet
7. Jelly
8. Green
9. Daisy
10. Street