



SUSPENSE WRITING 1

Short Burst Writing / Description



**SOMETIMES YOU NEED LOOK CLOSELY AT THE
DETAIL TO ADD THAT SUSPENSE !!!!**







WHAT CAN YOU SEE ?

Expanded noun phrases


Powerful adjectives

Use your senses

Reflect feelings

Let's do this together

5 minutes









YOUR TASK

- You have 5 pictures taken from a larger picture which we will unveil tomorrow .
 - For each picture make a list of powerful descriptions – saying exactly what you see (only in the picture – do not make anything up !)
 - You can either write these in your book / on a piece of paper or print off the worksheet we have created for you .
 - You will be using these ideas in tomorrows lesson – so make them exciting , detailed and suspenseful.
-

