



## Heymann Home learning – Reception – week commencing 25.01.21

Here is your home learning menu for this week. There is a timetable below. If you could complete the ongoing activities on the last page as often as possible that would be great. On the second page you will find the activities for this week, you can colour in a star for each activity you manage to complete.

We would love to know what you have been up to... Please send us an email of at least one thing you have done from the menu ([reception-teachers@heymann.notts.sch.uk](mailto:reception-teachers@heymann.notts.sch.uk)) Happy star collecting! ☆

### Timetable week commencing 25.1.21






Monday	Tuesday	Wednesday	Thursday	Friday
<b>Live teacher check-in: 9:00</b> <b>Phonics</b> <b>Resources needed:</b> Home learning books and a pencil	<b>Live teacher check-in: 9:00</b> <b>Phonics</b> <b>Resources needed:</b> Home learning books and a pencil	<b>Live teacher check-in: 9:00</b> <b>Phonics</b> <b>Resources needed:</b> Home learning books and a pencil	<b>Live teacher check-in: 9:00</b> <b>Phonics</b> <b>Resources needed:</b> Home learning books and a pencil	<b>Live teacher check-in: 9:00</b> <b>Assembly/story/Jigsaw</b> <b>Resources needed:</b> Paper and a pencil
<b>Phonics</b> <b>Phoneme today – ai</b> <b>See the phonics plan for activities</b>	<b>Phonics</b> <b>Phoneme today – ee</b> <b>See the phonics plan for activities</b>	<b>Phonics</b> <b>Phoneme today – igh</b> <b>See the phonics plan for activities</b>	<b>Phonics</b> <b>Phoneme today – oa</b> <b>See the phonics plan for activities</b>	<b>Tricky words</b> <b>See the phonics plan for activities</b>
<b>Maths:</b> <a href="https://whiterosemaths.com/homelearning/early-years/growing-6-7-8/">https://whiterosemaths.com/homelearning/early-years/growing-6-7-8/</a> Watch the teaching video for today growing 6,7,8 session 1 and try the activity	<b>Maths:</b> <a href="https://whiterosemaths.com/homelearning/early-years/growing-6-7-8/">https://whiterosemaths.com/homelearning/early-years/growing-6-7-8/</a> Watch the teaching video for today growing 6,7,8 session 2 and try the activity	<b>Maths:</b> <a href="https://whiterosemaths.com/homelearning/early-years/growing-6-7-8/">https://whiterosemaths.com/homelearning/early-years/growing-6-7-8/</a> Watch the teaching video for today growing 6,7,8 session 3 and try the activity	<b>Maths:</b> <a href="https://whiterosemaths.com/homelearning/early-years/growing-6-7-8/">https://whiterosemaths.com/homelearning/early-years/growing-6-7-8/</a> Watch the teaching video for today growing 6,7,8 session 4 and try the activity	<b>Maths:</b> <a href="https://whiterosemaths.com/homelearning/early-years/growing-6-7-8/">https://whiterosemaths.com/homelearning/early-years/growing-6-7-8/</a> Watch the teaching video for today growing 6,7,8 session 5 and try the activity
<b>English:</b> <a href="#">Watch or</a> read Dear Zoo if you have it. Afterwards list as many animals as you can from the story. What was wrong with the animals? Listen to the story again. Did you get them all?	<b>English: Adding actions</b> Watch the story again and this time try and talk along with it. As a family, can you add actions? Try retelling the story a few times with the book open.	<b>English:</b> (shared writing) Draw pictures of your favourite animals from the book. Working with your child, can you write any of their names or how they were described? E.g. big elephant.	You can use this time as you would like to complete anything you have started or possibly to upload your work to teams.	Learn and listen to <a href="#">down in the jungle</a>

**\*Phonics. If you attend the live phonics session then please do not feel that you have to complete the phonics work on the website.**



## Weekly Activities- how many stars can you collect?

Animals	Craft/cutting activity	Physical activity	Maths activity
<p>Pick a toy animal.</p> <p>Using an old box, try and make a small home for it. Discuss with your child what it might need: Food, water, a bed, something to enjoy.</p>	<p>Using tape, rice or pasta, paper, and an old plastic jar or tin, make a simple shaker.</p> <p>You can decorate it afterwards.</p> <p>Having your child stick a paper top on top will allow them to develop attaching skills.</p> <p>Note: Mr Maker makes a shaker in his <a href="#">"Mr Maker at Home- Moxy Episode"</a></p>	<p><a href="#">Visit you tube and try 3 dances from Koo Koo Kangaroo</a></p> <p>Watch the clip below and think about what being healthy means. What do you do to stay healthy?</p> <p><a href="https://www.bbc.co.uk/bitesize/clips/zgtr82p">https://www.bbc.co.uk/bitesize/clips/zgtr82p</a></p>	<p>You need at least 6 of the double-sided counters you made last week. Use your counters to find as many ways as you can to make 6. If you have more counters can you do the same for 7 and 8? Show by making marks or writing numerals on paper what you have found out. You could show what you have done using a ten frame.</p>
Game/hunt	Reading	RE Activity	Writing
<p>Either:</p> <p>Play a board game involving animals (such as where do I Live from Orchard games)</p> <p>or</p> <p>Get a selection of different animal toys (between 8-20 small ones)</p> <p>Try and sort them into 2 groups. Eg: dogs and not dogs. Flying and walking. Live in water and live on land etc.</p>	<p>Log on to the bug club and choose a book to read.</p> <p><a href="https://www.activelearnprimary.co.uk/login?c=0">https://www.activelearnprimary.co.uk/login?c=0</a></p> <p><b>Follow the link below to a video which will help you to make the most of the bug club resources.</b></p> <p><a href="https://vimeo.com/503059642/6e874cb27e">https://vimeo.com/503059642/6e874cb27e</a></p> <p><b>Fill in the form on the Teams assignment to let us know how you get on.</b></p>	<p><a href="#">Watch the video for the Parable of the Lost sheep</a></p> <p>Explain to your child this is a teaching from Jesus- A man Christians believe is the son of God.</p> <p>Christians say the story's message is that all people are important to God and he will look after us and search for us if we need him.</p> <p><b>We will be looking at different stories from the Bible and thinking about how different people have different beliefs.</b></p>	<p>Working with your child, draw a picture of their favourite pet. Talk about what it will need to live. Write 1 simple sentence under the picture</p> <p>Watch the video clip to give you some ideas.</p> <p><b>When you have finished, take a photo and add the work to Teams for your assignment this week by Wednesday 1pm</b></p>





## Ongoing Activities

**Share books and stories:** retell the stories



**Handwriting:**

Sign in to Letterjoin and practise these letters this week.

m h n

**Reading:**

you can sign in to **Oxford Owls** and choose a book to read as well as read the books in your book bag

**Sign into Bug club and choose a book to read:**

Bug Club

<https://www.activelearnprimary.co.uk/login?c=0>

Login details are the same as your teams login

**Tricky words**

Can you read all the words on the tricky trackers?

Can you write them?

Play speed trial on phonics play as often as you can.

The login details are

Username: jan21

Password: home

The link below will take you to the page.

<https://www.phonicsplay.co.uk/resources/phase/3/flashcards-speed-trials>

**Number:**

Use the number cards that you made in the first week. Put them in order. Use them to help you count backwards from 20. Try to count in 2s – saying every other number in the number line.

**Becoming more independent:**

Focus on cutlery whilst eating. Can your child use a knife and fork? Encourage your child to cut their own food.

This is an on going process.