


Related Facts (fact families)


1. Warm up: Practice the BBC Supermover number bonds song.
<https://www.bbc.co.uk/teach/supermovers/ks1-maths-number-bonds-with-martin-dougan/zf6cpg8>
2. Have a piece of paper and a pencil ready to interact with the video.
3. Watch the video here: <https://vimeo.com/497920336> . You can pause the video as and where you need to.
4. Have a go at the worksheet – you can find this on the website.

Related facts

1 Look at the picture.



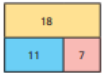
Complete the part-whole model and fact family.



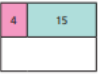
Can you write each number sentence a different way?

2 Complete the fact family for each bar model.

a)



b)



c) Draw your own bar models.

Ask a partner to write the fact family to match.

The children have already looked at related facts with numbers up to ten in the Autumn term. This lesson today should be extending that learning.

Teaching tips!

When finding related subtraction facts it is really important to keep saying that they need to start with the biggest number.

If your child is struggling with teen numbers they could practice using families of numbers up to 10 again.

e.g $6+4=10$

$4+6=10$

$10-4=6$

$10-6=4$

Once they are confident with this then you can extend to teen numbers.