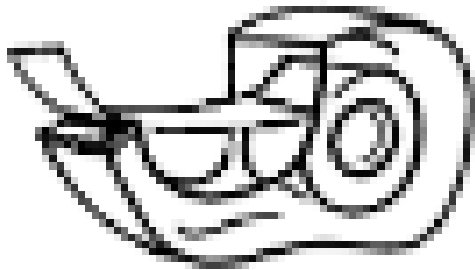


Today we are going to look at the split vowel digraphs 'a-e' and 'o-e'.



tape



note

What are the 5 vowels?

The 5 vowels are: **a**, **e**, **i**, **o** and **u**

- There are **short vowel sounds** e.g in the words:

tap

sam

mad

- There are also **long vowel sounds** (the long vowel sounds are also the names of the letters). This is when we use the **split vowel digraph** and add the 'e' at the end of the word.

e.g

tape

same

made

- **Have a think about these words with short vowel sounds 'o':**

hop

rob

not

- What would these words become if they were to use the long vowel sound? (o-e)

hope

robe

note

Your tasks!


1. Read through the **split vowel digraph** words on this PowerPoint.
2. Read the **sentences** on this PowerPoint.
3. Add the sound buttons to the words on the '**Split Vowel Digraphs worksheet**' for 'a-e' and 'o-e'.



cake



game



snake

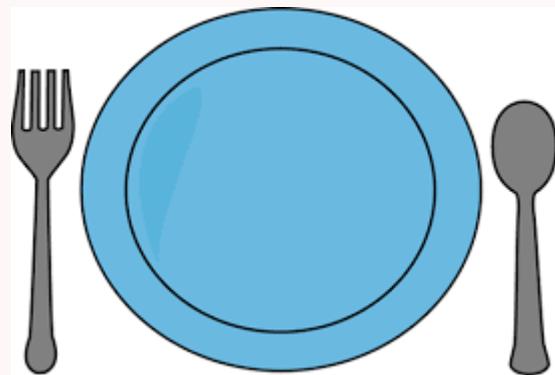


amaze




escape

plate



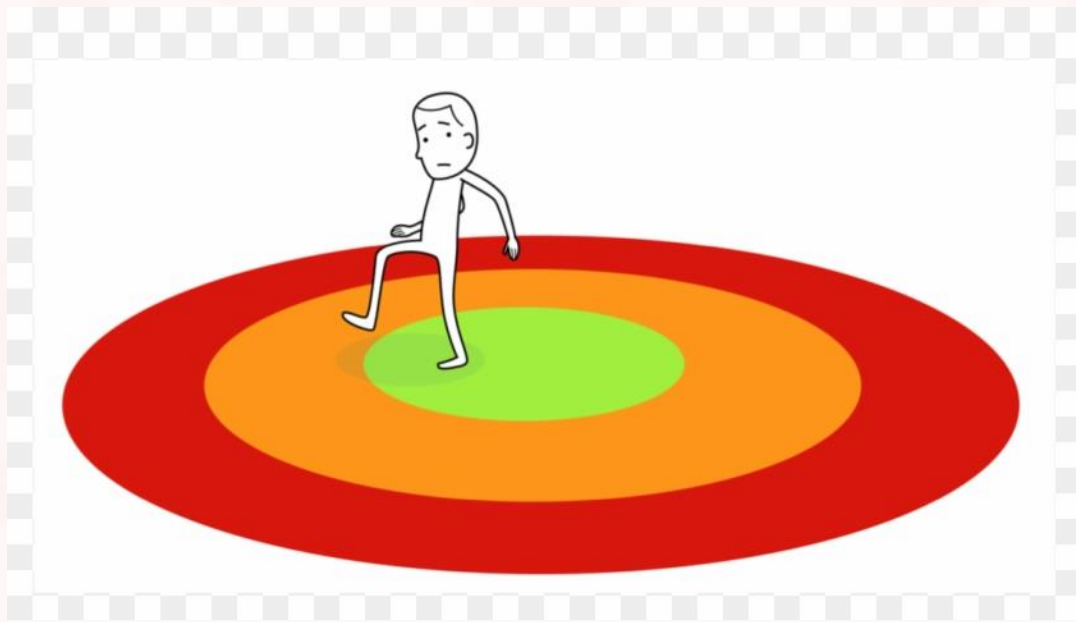
fade



hibernate




zone



home




cone



bone





stone

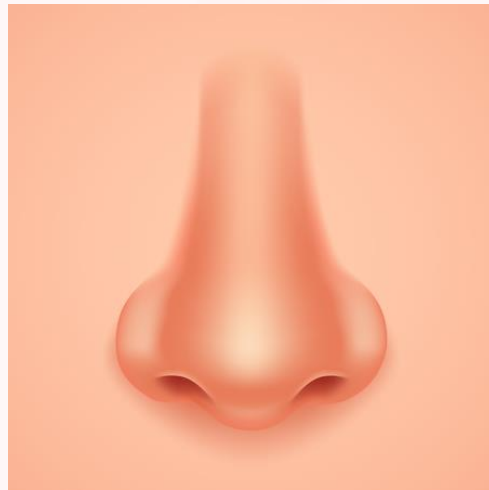
globe



antelope



nose



wrote



Let me tell you how to
make a cake that I have
made.



This cake will amaze you!
It is a top-grade cake.



My cat likes to sniff cones,
holes in the road and even
under the stove!



Now it's your turn to have a go at adding the sound buttons to the words on 'split vowel digraphs worksheet'. You could also write these in your home learning book.

Can you spot the real words?