



Here is your homeworking menu for this week. There is a timetable below including our zoom check in's. If you could complete the ongoing activities as often as possible that would be great. On the second page you will find the activities for this week, you can colour in a star for each activity you manage to complete.

We would love to know what you have been up to... Please send us an email of at least one thing you have done from the mat

(nursery-teachers@heymann.notts.sch.uk).

Happy star collecting! ☆

Timetable- Live Teacher Check In's

Monday	Tuesday	Wednesday	Thursday	Friday
9:30am join Mrs Stables on zoom to listen to the Goldilocks and the three bears story and join in with the signs. No Resources needed	9:30am join Mrs Stables on zoom for a safer internet day story and to talk about how we can stay safe. No Resources needed	9:30am join Mrs Stables on zoom to sing 'when Goldilocks went to the house of the bears' and to talk about size language. No Resources needed:	9:30am join Miss Inglis on zoom for a guided draw activity linked to the story of the week. Resources needed: Paper (or your home learning book) and a pen/pencil or felt tip	9:30am join Miss Inglis on Zoom for the Dough Disco and a positional language activity. Resources needed: Small ball of playdough

The zoom link and password will be emailed to you (please remember to log on as your child's name)

Ongoing Activities



Share books and stories: This week we are sharing the Traditional Tale- Goldilocks and the Three Bears.


There are lots of different versions of the story. Do you have any at home? You could watch this animated version on YouTube.

<https://www.youtube.com/watch?v=0oUP2PFeOi8>



Count everything and anything!

It could be the toys you are playing with, how many stairs there are in your house or even how many vegetables you have left on your plate!



Try to make into a game/as fun as possible e.g. 'I bet you can't count how many dinosaurs you have?'

Draw and mark make away-

Remember to 'pinch' your pencil when mark making/drawing (you could practise writing or copying the letters from your name too)

Remember your snappy 'crocodile fingers'



Weekly Activities- how many stars can you collect?

Goldilocks and the Three Bears

Listen to Miss Inglis tell the story- can you join in with the actions and repeated phrases?

You could make puppets and act out the story (see PDF)

Can you do voices of the bears and Goldilocks?



You could also listen to Mr Bloom tell the story on CBeebies ballet production.


[CBeebies Radio- Goldilocks](#)

[CBeebies Ballet Production](#)

Describing Textures

Goldilocks describes the textures of the chairs ('too soft' 'too hard') Can you collect some objects- put them in a bag and describe how they feel?

You could collect some different materials/packages and make a collage of the different textures. You could create your own 'Usborne- That's not my....' style book cutting a template from cardboard and holding it over different surfaces.



Safer Internet Day activity

After Mrs Stables' zoom on Tuesday, talk to a grown up in your house about how you stay safe when using tablets, phones or computers. Make a poster, by drawing a picture, of who you would tell if something went wrong or if you saw or heard something you didn't like. You can send your pictures to our special internet safety day email address: SID@heymann.notts.sch.uk See PDF for more details.



Phonics

Watch Evie and Dodge introduce our voice sound of the week



['G' Evie and Dodge](#)

'g' ('G' for Goldilocks!) Can you think of any other words that have the 'g' phoneme at the start? Can you find any objects around your house or outside that start with the 'g' phoneme?

Make Yummy Porridge!

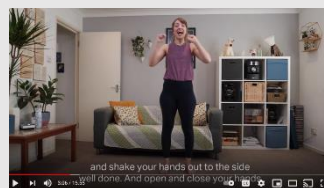
Goldilocks loves porridge. Can you follow our simple recipe to make your own porridge? (see PDF)



Can you carefully measure out the ingredients? Can you add toppings to make it extra delicious?

Get Active

Get moving and dancing whilst telling the story of Goldilocks and the Three Bears [Get Moving- Goldilocks and the Three Bears](#)



Get Crafty!

Check out our Goldilocks and the 3 Bears craft ideas or think of your own. You could make the characters from the story, do some size ordering cutting and sticking or make some bear face masks. We would love to see what you have made.



Size Ordering

Goldilocks tries lots of different sized bowls/chairs and beds. Can you order your soft toys from biggest to smallest? You could have a go on this Top Marks size ordering game.



[Top Marks Size Ordering Game](#)

