



Heymann Home learning – Reception – week commencing 22.02.21


Here is your home learning menu for this week. There is a timetable below. If you could complete the ongoing activities on the last page as often as possible that would be great. On the second page you will find the activities for this week, you can colour in a star for each activity you manage to complete.






We would love to know what you have been up to... Please send us an email of at least one thing you have done from the menu (reception-teachers@heymann.notts.sch.uk) Happy star collecting! ☆

Timetable week commencing 22.02.21

Monday	Tuesday	Wednesday	Thursday	Friday
Live teacher check-in: 9:00 Resources needed: Home learning books and a pencil	Live teacher check-in: 9:00 Resources needed: Home learning books and a pencil Puppets for Jack and the Beanstalk	Live teacher check-in: 9:00 Resources needed: Home learning books and a pencil	Live teacher check-in: 9:00 Resources needed: Home learning books and a pencil	Live teacher check-in: 9:00 Assembly Jigsaw
Phonics Phoneme today – air Look on our Website and follow along with Mr Hicking.	Phonics Phoneme today – er Look on our Website and follow along with Mr Hicking.	Phonics Phoneme today – air and er Look on our Website and follow along with Mr Hicking.	Phonics Phoneme today – y Look on our Website and follow along with Mr Hicking.	Tricky words Try Tricky word trucks on Phonics Play. Revisit any sounds on phonics play or from our videos/previous plans.
Maths: building 9 and 10 Watch the white rose week 1 building 9 and 10 session 1 and try the activity	Maths: building 9 and 10 Watch the white rose week 1 building 9 and 10 session 2 and try the activity	Maths: building 9 and 10 Watch the white rose week 1 building 9 and 10 session 3 and try the activity	Maths: building 9 and 10 Watch the white rose week 1 building 9 and 10 session 4 and try the activity	Maths: building 9 and 10 Watch the white rose week 1 building 9 and 10 session 5 and try the activity
English: Talk for write session 1 Jack and the Beanstalk. Join in with the repeated refrains as someone tells you the story from the version on our webpage – we will also listen to it during our zoom session today. Try to use some of the new words we looked at today in our zoom.	English: Talk for write session 2 Jack and the Beanstalk. Join in with the repeated refrains again and act out the story. You might like to use the puppets you have made to help tell the story too.	English: Talk for write session 3 Jack and the Beanstalk. We will be drawing a story map together today in our zoom session to retell the story. Use it at home to help you retell the story too.	English: Talk for write session 4 Jack and the Beanstalk. We will be reading the story in our zoom session today from a book. Join in where you can and use your puppets as the story is read.	Listen and Join-in Watch Mr Hicking perform Shake your Sillies out. Can you learn the actions and words?

Weekly Activities- how many stars can you collect?

Understanding the world	Craft/cutting activity	Physical activity	Maths activity
<p>Parents: Get a tray or large plate and look around your house for plant seeds, leaves, stems, bulbs and beans. (check the spice rack too! And don't forget the fridge or cupboard for things like potatoes, lentils, chickpeas, apple pips)</p> <p>Have your child look at the natural objects. Which ones are similar? Can you group any of them? Which are different?</p>	<p>Make puppets for Jack and the Beanstalk</p> <p>Check our web page for some resources or draw your own.</p> <p>Take a photo of your child cutting out and send it in on Teams assignments.</p> <p>We are looking for holding scissors correctly, cutting close to the line and nice control.</p>	<p>Go to Kids Cosmic Yoga and try the first 3 challenges of "Sharks Bay"</p> <p>Pick from Norris the Baby Sea Horse, Moana, Popcorn the Dolphin, Squish the Fish or Nibs the Octopus</p> <p>If your child is enjoying the Cosmic Yoga sessions, you can sign up to the website to gain access to a map activity. With this, you go through different Cosmic Kids adventures and tick off on your map as you go. You even get a certificate. This does ask you to get emails from Cosmic Kids and we only want you to do three from YouTube, you don't need to sign up.</p>	<p>Look at the I-Spy 9 and 10 sheets. Create your own sheets to represent 9 or 10. You could draw objects, dominoes, numicon shapes, ladybird spots, use 10 frames..... there are lots of different ways you can represent each number. How many different ways can you show? When you have made your sheets upload a photo of them onto Teams for your maths homework this week.</p>
<p>Healthy Living</p> <p>Looking after your body:</p> <p>Think about how we keep our body healthy and well. Can you make a healthy food plate?</p> <p>Use the template from our resources or draw/paint your own.</p> <p>Watch Oliver's Vegetables Story for more inspiration.</p>	<p>Reading</p> <p>Read 3 times this week</p> <p>Log on to Bug club and have a go at the quiz questions throughout the book.</p>	<p>Activity - Art</p> <p>Paint printing with leaves: Find some medium ever-green leaves on a walk (look at hedges and basil bushes etc)</p>  <p>First paint or draw a green line and then put green paint on the leaves. Press them firmly against the paper to print leaf shapes onto your beanstalk.</p> <p>Why not add some cotton wool at the top using tape or PVA glue to make it look like it is going into the clouds?</p>	<p>Writing</p> <p>Look at the picture on our webpage and talk about what you can see. Think of a sentence or caption you could write about it. Could it be the castle that the giant lives in? Who else might live in the castle?</p>





Ongoing Activities

Share books and stories: retell the stories.



Apps and Games:

Teach your monster to read: (has been free) Give Teach your Monster to Read a go. You can use this as an independent activity for your child and it will benefit their phonics skills.

[Bud's number garden](#)

Reading:

you can sign in to **Oxford Owl** and choose a book to read

Sign into Bug club and choose books to read:

Bug Club

<https://www.activelearnprimary.co.uk/login?c=0>

Login details are the same as your teams login

Number:

Use the double sided counters you made last term – you will need 10. Use them to find different ways to make 9 and 10. Can you show these ways on a 10 frame?

Becoming more independent:

Does your child notice if their clothes are inside out? Can they make them the right way round.

Handwriting:

sign in to Letterjoin and practise these letters this week.

a, g, d

Cutting

Try drawing around objects at home and cutting them out.

Tricky words

Can you read all the words on the tricky trackers?
Can you write them?

Play speed trial on phonics play as often as you can.

The login details are

Username: jan21

Password: home

The link below will take you to the page.

<https://www.phonicsplay.co.uk/resources/phase/3/flashcards-speed-trials>

Maths -

2D and 3D shape hunt.

Look around your home and when you are out for a walk. What different shapes can you find? We will be looking at shapes in our zoom lessons this week.

Numbots

<https://play.numbots.com/>

Numbots is an app and website that you can use to improve your child's calculations skills.

It is a similar game to Teach Your Monster to Read or Bug Club in which they earn coins by using their maths skills.

[Here is a guide to show tell you more about it.](#)