

Castles



twinkl

Our enquiry question for this half term is:

‘Why was a castle built in Nottingham?’

Today we are going to be finding out about **what a castle is** and the **role (job) of each part of the castle.**



Castle



Photo courtesy of PhillipC (@flickr.com) - granted under creative commons licence – attribution

When were castles built in England?



- 955 years ago!
- **William the Conqueror** was first **Duke of Normandy (northern France)** before invading Britain in the **Battle of Hastings** and becoming **King of England**.

1066

The victory of the Battle of Hastings.
Castles were first built in England.
William the Conqueror was king from 1066 until his death in 1087.
This was a way of making towns safer places against enemies that were still attacking.

1500

1828

2000

2021

(Present Day)

George Stephenson Inventor of the first steam engine - 'Rocket'.




What were castles built for?

Castles were built for important and wealthy people to live in. As so many wealthy (rich) people lived in castles, there were usually lots of lovely things that people wanted to steal. Sometimes enemies wanted the whole castle!

Because of this, it was very important that castles were protected against enemies.

We are going to find out how the different parts of the castle protected it from its enemies.



Have you ever been to a castle?

Where was this? Tell somebody at home. Perhaps you have read about a castle in a book, or watched a TV programme. Some famous castles that you might already know about around the UK are:



Windsor Castle (Berkshire, England)



Carrickfergus Castle
(Northern Ireland)



Cardiff Castle (Cardiff, Wales)



Edinburgh Castle (Scotland)

Battlements




Photo courtesy of bixentro (@flickr.com) - granted under creative commons licence – attribution



Battlements

Battlements were the square-shaped part of the walls around the top of the castle. They were useful for spying across the fields to check no one was coming to attack the castle. They were also useful for soldiers firing arrows through the gaps, as they offered protection from arrows coming from the enemy.



Drawbridge




Photo courtesy of purotorico (@flickr.com) - granted under creative commons licence – attribution



The Drawbridge

A drawbridge was used as a way to prevent or allow people in or out of the castle. It led from the castle gateway, over the moat, to the other side.

The impressive thing about a drawbridge was it could be raised up, so that invaders could not cross the moat or easily get into the castle.



Dungeon



Photo courtesy of quinet (@flickr.com) - granted under creative commons licence – attribution



The Dungeon

A **dungeon** is a room or cell where prisoners are held, usually underground.



Keep


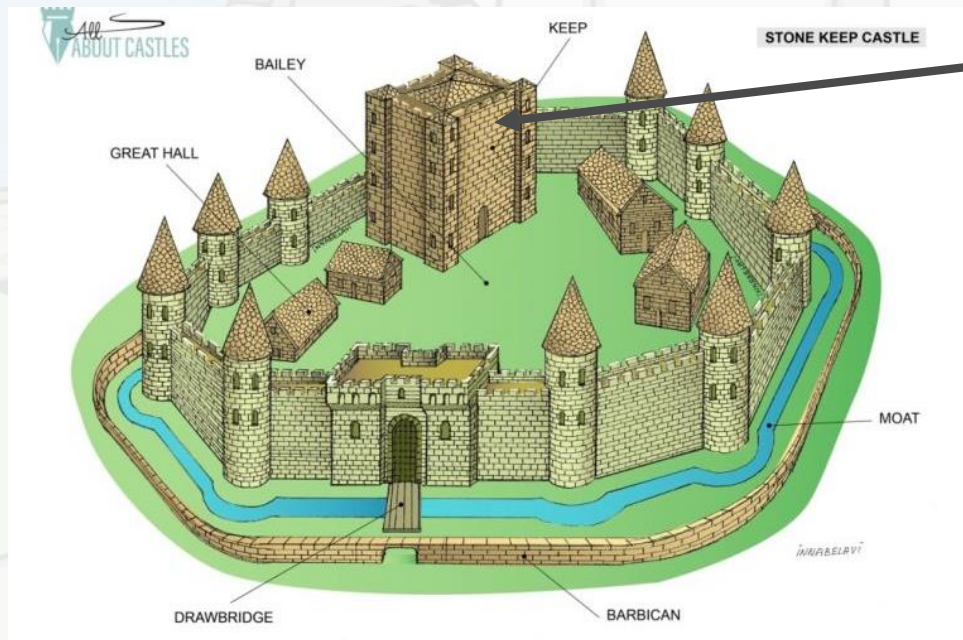


Photo courtesy of Draco2008 (@flickr.com) - granted under creative commons licence -- attribution

The Keep

The keep was located within a courtyard. It had extra thick walls and a protected entrance so was known to be the safest place in a castle.

The keep was often where the lord would live within the castle. The keep was usually square or rounded shape and the height of the keep depended on the wealth of the owner.



Moat




Photo courtesy of Art History Images Holly Hayes (@flickr.com) - granted under creative commons licence – attribution

The Moat

The moat was a deep trench or ditch that was dug all around the outside of the castle walls. Then it was filled with water.

If people wanted to invade the castle they would have trouble crossing the moat.



Portcullis

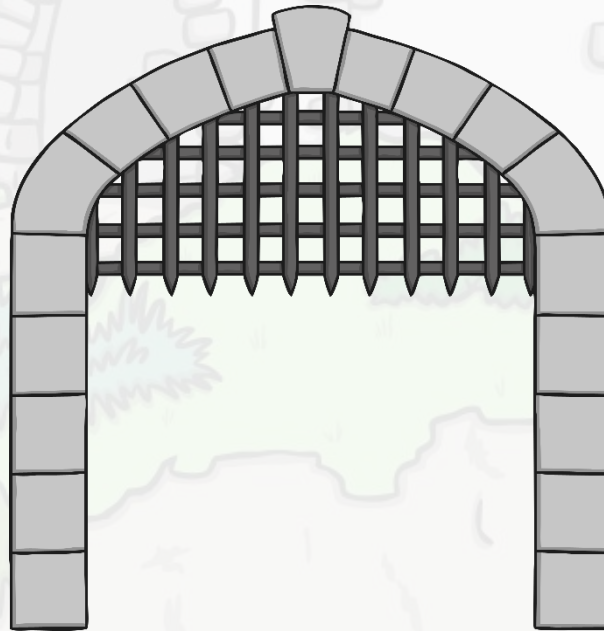


Photo courtesy of exfordy (@flickr.com) - granted under creative commons licence – attribution



The Portcullis

The portcullis was also an important feature for defence. It was a very heavy gate made of metal and very strong wood. It had jagged 'teeth' at the bottom. It lifted vertically, but could also be dropped very quickly, to stop people getting in or easily breaking their way in through the gateway.



Arrow loops/slits




Photo courtesy of Athena's Pix (@flickr.com) - granted under creative commons licence – attribution



Arrow Loops/Slits

Arrow loops, or slits, were used to defend the castle from invaders. These narrow slits were cut into the stone walls and used to shoot arrows through. The flying arrows would come as a big surprise to the invaders down below!



tower

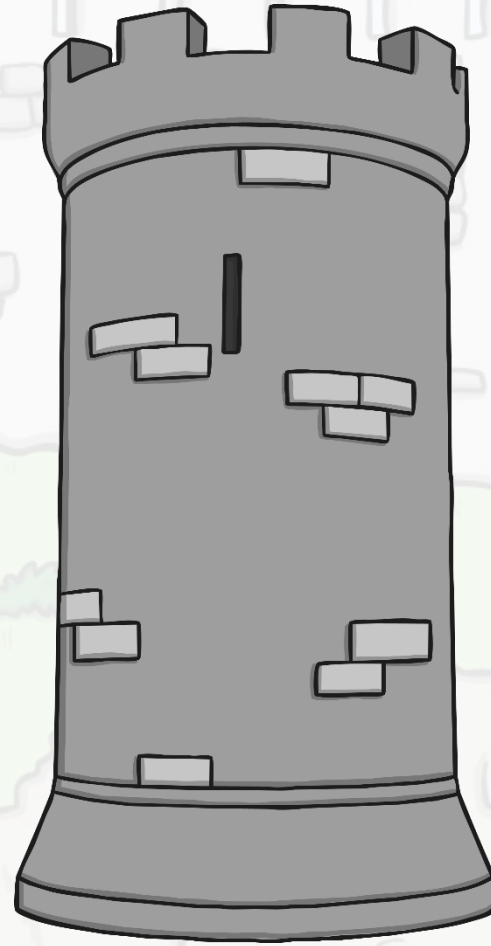


Photo courtesy of Eli Brown (@flickr.com) - granted under creative commons licence – attribution



The Tower

The tower was a circular or square building which was used for a lookout and for defence. It made the castle more stable and could even put off attackers trying to invade the castle.



The Barbican

The barbican was a section of wall which jutted out around the gateway, next to the drawbridge. Its main job was to add strength to the gatehouse.



Turrets



Photo courtesy of TheLizardQueen (@flickr.com) - granted under creative commons licence - attribution

windows



Photo courtesy of Athena's Pix([flickr.com](https://www.flickr.com/photos/athenaspix/)) - granted under creative commons licence – attribution



spiral staircase



Photo courtesy of CustardCat (@flickr.com) - granted under creative commons licence – attribution



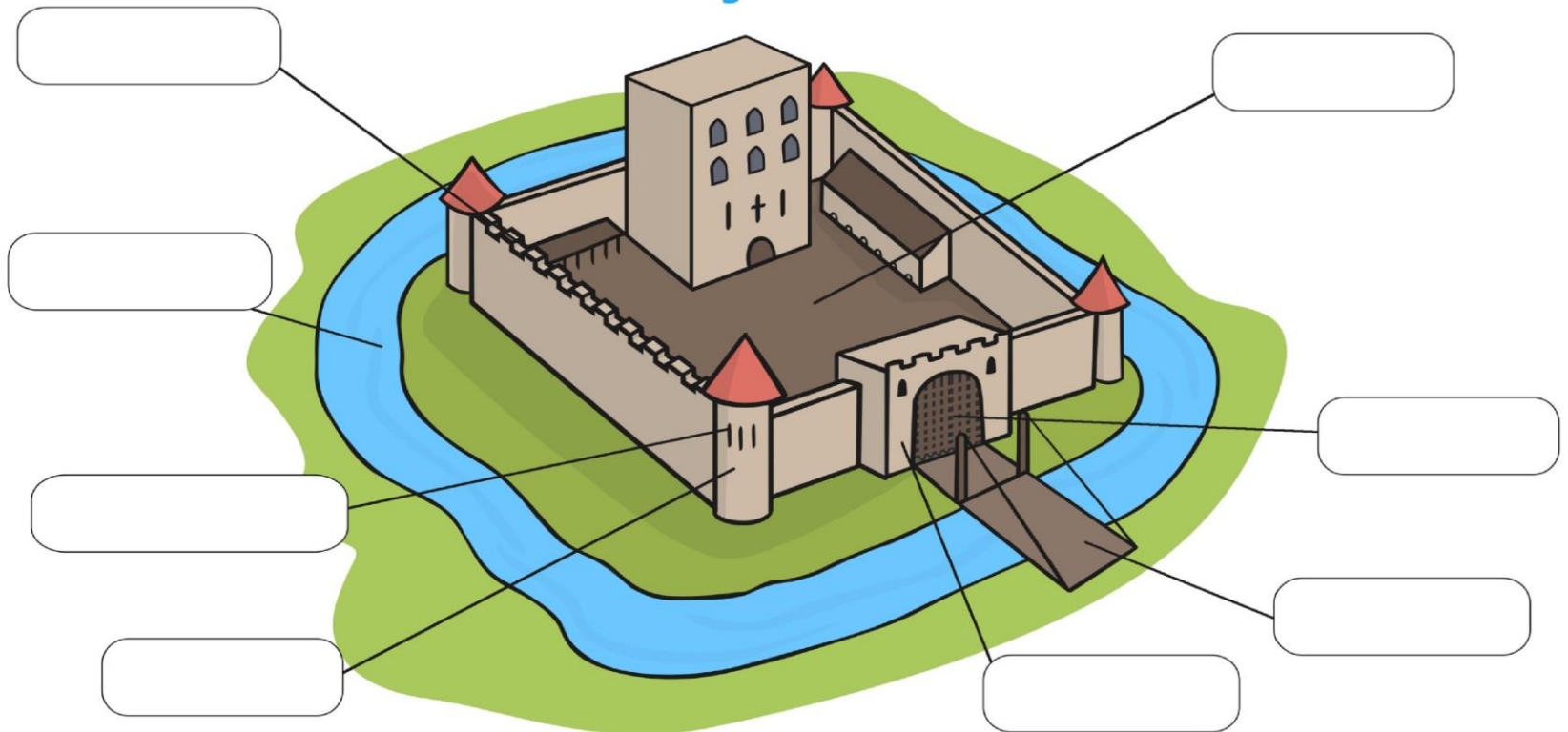
suit of armour



Photo courtesy of foshie (@flickr.com) - granted under creative commons licence – attribution

Your task!

Parts of a Castle




Card game!

arrow loops



bailey




barbican



battlements



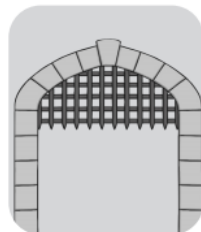
drawbridge



moat




portcullis




tower



turret





twinkl