






Tuesday challenges

Use the tally chart to complete the pictogram.

Pet	Tally
Dog	
Cat	
Rabbit	
Fish	

Pet	
Dog	
Cat	
Rabbit	
Fish	

 = 2 animals

Year 2 sell cakes at a bake sale. The tally chart shows the data. Draw a pictogram to represent the data.

Chocolate	
Lemon	
Red Velvet	
Mint	
Carrot	

Use the pictogram to decide if the statements are true or false.

Animal	Number on farm
Pigs	
Sheep	
Horses	
Chickens	
Cows	

 = 10 animals

Statement	True or False?
Horses were the least popular animal.	
The number of chickens seen was half the number of cows seen.	
The total amount of pigs and sheep is 70.	
There were 8 cows on the farm.	
There were 10 fewer chickens than sheep.	