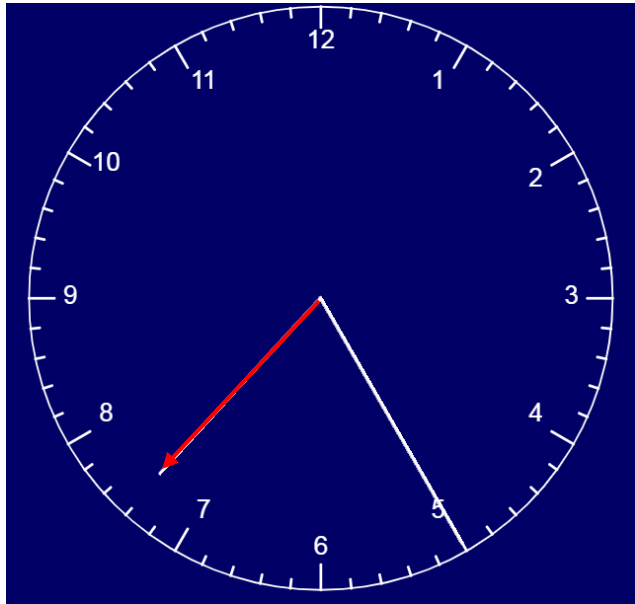


Analogue time:



The short hand (red one) tells us what hour we are in.
The long hand (white one) tells us the minutes.

Key facts about time:

There are 60 seconds in a minute.

There are 60 minutes in an hour.

There are 24 hours in a day.

There are 7 days in a week – Can you name them all?

There are 52 weeks in a year – can you name them in order?

Digital time:



These numbers tell us
what hour we are in.

These numbers tell us
how many minutes
have gone PAST in the
hour.

Telling the time:

If we are telling the time before midday (lunch time) we say it is AM = before midday e.g. We start school at 8.45AM.

If we are telling the time after midday (lunch time) we say it is PM = after midday e.g. We go to bed at 8:45PM.

We have the same time repeated each day. One is the AM (before midday) one is in the PM (after midday).

Minutes: 60 minutes in an hour. The little lines all the way around the outside are the minutes. To make it quicker, we can count around in 5 minutes then in 1 minutes to get to the number of minutes our big hand is pointing to. E.g. 5, 10, 15, 20 – 21, 22, 23.

Hours: On an analogue clock the hours go between 1-12. But don't forget in one day, the clock goes around twice.


Key times:



When the minute hand (long) points to the 12 it is **o'clock**.

Digital time = 02:00

Analogue time = 2 o'clock



When the minute hand (long) points to the 3 it is **quarter past**. 15 minutes have gone past that hour.

Digital time = 02:15

Analogue time = quarter past 2



When the minute hand (long) points to the 6 it is **half past**. 30 minutes have gone past the hour.

Digital time = 02:30

Analogue time = half past 2



When the minute hand (long) points to the 9 it is **quarter to the next hour**. 45 minutes have gone past the hour. There are only 15 minutes to get to the next hour.

Digital time = 02:45

Analogue time = quarter to 3

Writing the time in digital time:

The first numbers tell us the hour that we are in. This stays the same for the whole hour.

The second set of numbers tells us how many minutes have past in that hour.

So this clock tells us it is 25 minutes past 7 or 7:25.



Remember there are **60 minutes in an hour** so a digital clock will count all the way around to 59 in the minute section and when it gets 60 minutes it turns to the next hour so will show 8:00.

Sometimes we can look at an analogue clock but tell time in digital time.

To do this we look at the little hand (hour hand) to tell us the numbers that needs to go first. Then we look at the long hand (minute) to show us how many minutes past it is. Remember count around in 5 until you get to the nearest big line, then count on in 1 minutes.

E.g. 5, 10,, 15, 20, 25, 30, 35, 36, 37, 38.



This clock shows:

02:50

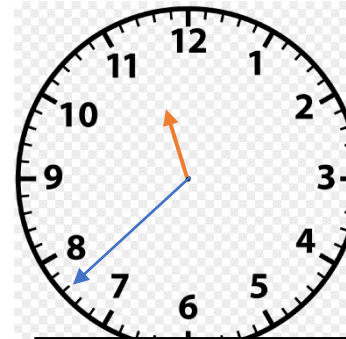
Or 50 minutes past 2



This clock shows:

03:20

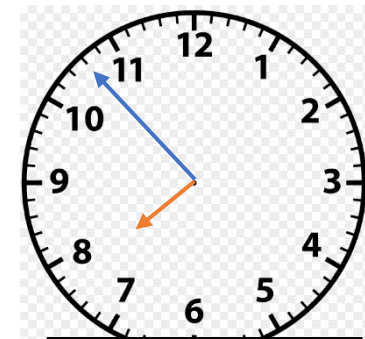
Or 20 minutes past 3



This clock shows:

11:38

Or 38 minutes past 11



This clock shows:

07:53

Or 53 minutes past 7

