






Home work 11th November 2022

Please support your child to practise the phonemes and graphemes we are learning in school. More information and support can be found on our school website [Phonics at Heymann](#).









Phonemes we have focused on this week			
 huff		 bell	
Pronunciation Phrase How to say the phoneme	Formation Phrase How to write the grapheme (letter shape)	Pronunciation Phrase How to say the phoneme	Formation Phrase How to write the grapheme (letter shape)
Put your teeth on your bottom lip and push the air out ffff	Down the flamingo's neck, all the way to its foot, then across its wings	Open your mouth a little; put your tongue up to the top of your mouth, behind your teeth, and press lllll lllll	All the way down the lollipop
 mess		 jellyfish	
Pronunciation Phrase How to say the phoneme	Formation Phrase How to write the grapheme (letter shape)	Pronunciation Phrase How to say the phoneme	Formation Phrase How to write the grapheme (letter shape)
Show your teeth and and let the s hiss out ssssss ssssss	Under the snake's chin, slide down and round its tail.	Pucker your lips and show your teeth use your tongue as you say j j j	All the way down the jellyfish. Dot on its head.

Can your child blend the phonemes together to say these words?

Words we are learning to oral blend:	Words we have been learning to read:	Words we have been learning to spell:	Captions we have been learning to read:
h-u-ff o-ff p-u-ff b-e-ll h-i-ll t-e-ll m-e-ss h-i-ss f-u-ss j-u-g j-a-m j-e-t p-u-ff m-e-ss h-i-ll j-a-m	huff off puff bell hill tell mess hiss fuss jam jug jet hen mud	cat top bed ten sock	a big cat a red hat a bell in a bed a red sock jam on a hen

Can your child read these words?

Tricky Words we have read:
is I the put pull full as

 volcano	 V	 wave	 W
Pronunciation Phrase How to say the phoneme	Formation Phrase How to write the grapheme (letter shape)	Pronunciation Phrase How to say the phoneme	Formation Phrase How to write the grapheme (letter shape)
Put your teeth against your bottom lip and make a buzzing sound vvvvv	Down to the bottom of the volcano and back up to the top.	Pucker your lips and keep them small as you say w w w	From the top of the wave to the bottom, up the wave, down the wave, then up again.
 box	 X	 yoyo	 y
Pronunciation Phrase How to say the phoneme	Formation Phrase How to write the grapheme (letter shape)	Pronunciation Phrase How to say the phoneme	Formation Phrase How to write the grapheme (letter shape)
Mouth open, then push the cs/x sound through as you close your mouth cs cs cs (x x x)	Start at the top, then across to the bottom of the box. Start at the top, then across to the bottom of the box.	Smile, tongue to the top of your mouth; say y without opening your mouth y y y	Down and round the yo-yo, then follow the string round.

Can your child blend the phonemes together to say these words?

Words we are learning to oral blend:	Words we have been learning to read:	Words we have been learning to spell:	Captions we have been learning to read:
v-a-n v-e-t j-a-m w-e-t w-i-g w-a-g f-o-x s-i-x b-o-x y-e-s y-u-m y-a-p w-e-b j-e-t b-o-x	van vet wet wig wag fox six box yes yum yap nap rock	fat sock sad hug rock	a fat hill on a hill a red sock in a van a sad cat on a bed a big dog at the vet a nap in a box

Can your child read these words?

Tricky Words we have read: and has his her the put pull full
--

Phase 2 Pictures and Captions Matching Activity

Name: _____ Date: _____



a pup in
the mud

• •



run to
the den

• •



mugs
and cups

• •



an egg in
an egg cup

• •

#

Phase 2 Pictures and Captions Matching Activity

Name: _____ Date: _____



socks on
a mat

• •



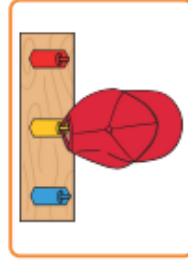
a cap on
a peg

• •



a run in
the sun

• •



rats on
a sack

• •