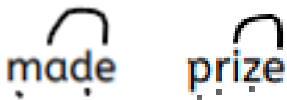


Phonics homework 25th November 2023

This week we have been learning that some vowel digraphs are split apart- a consonant splits the digraph. Please note we do not call this a 'magic e' but can draw a line between the 2 letters like this:



Keep this page to practise reading the words. Practice drawing the link to spot the digraph.

Phonemes we will be focusing on this week in school -

a-e	/ai/ snake	i-e	/igh/ time
o-e	/oa/ home	u-e	/oo/ rude /yoo/ cute

We will be reading and writing words. Can you see this week's focus phonemes?

made	ripe	woke	cute
rule	game	like	note
prize	those	amaze	use

We will be reading and writing sentences. Can you spot any tricky words? Can you see this week's focus phonemes? Can you read these sentences fluently?

It is fun to play the game snakes and ladders.

I would like a ride in a hot-air balloon.

The note was hidden under the stone.

I made a cube using a tube and a ruler.







We will be practising tricky words. Can you spot the tricky part of the word?

Mr Mrs Ms could would should our

We will be spelling words. Can you write these words? Can you use the correct phonemes?

take time home rude

Play this game with a dice.

	cube	perfume	huge	use	tune
	tube	use	cube	perfume	huge
	perfume	cube	huge	use	tune
	huge	use	tube	tune	cube
	tune	tube	perfume	cube	huge
	perfume	huge	tune	use	tube








Phonics homework 24th November Name:

Return this page for a sticker.

Find and Write the 'o-e' Words



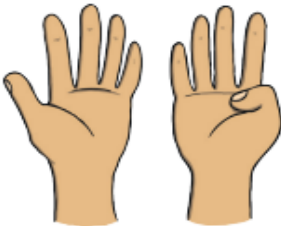





Write the words and then colour the pictures with an 'o-e' sound in them.

 h m	 ph n	 s l d
 n t	 e n v e l p	
 b n	 e x p l d	

Help your child read the words at the top. If your child is struggling you can write the words in, just encourage your child to spot the split apart digraph.

Read the 'i-e' words below. Look at the pictures and write each word under the correct picture. Read the word again to make sure it's correct.

bike	pine	kite	mice	time	hive
rice	five	nine	line	hike	dive
					
					

Read the 'a-e' words below. Look at the pictures and write each word under the correct picture. Read the word again to make sure it's correct.

cane	cake	cape	face	male	game
tape	safe	case	rake	sale	lake
