

We are learning lots of new graphemes that make sounds we already know. Practise pointing to the digraphs and have your child say the sound it makes.

We have lots of tricky words to practice too- why not put them on paper around the house or have them on flashcards?

Keep this sheet of paper at home to remind you what we have been learning

**Phonemes we will be focusing on this week in school -**

<b>ir</b>	/ur/ bird	<b>ie</b>	/igh/ pie
<b>ue</b>	/oo/ blue /yoo/ rescue	<b>u</b>	/yoo/ unicorn

**We will be reading and writing words.** Can you see this week's focus phonemes?

bird	lie	true	music
first	fried	glue	tuna
third	cried	human	argue

**We will be reading and writing sentences.** Can you spot any tricky words? Can you see this week's focus phonemes? Can you read these sentences fluently?

The girl has some birds on her skirt.

I looked at the pie and tried not eat it!

The clue led us to the blue bench.

We spied unicorn tracks in the mud.


**We will be practising tricky words.** Can you spot the tricky part of the word?

here    today    one    their    people    oh    your

**We will be spelling words.** Can you write these words? Can you use the correct phonemes?

girl                      pie                      blue                      unit











Play this game to practise reading words with /ue/ in.

	continue	due	pursue	statue	avenue
	argue	value	rescue	continue	pursue
	pursue	statue	argue	avenue	value
	value	pursue	due	argue	continue
	due	argue	statue	avenue	pursue
	statue	avenue	value	due	argue

Return this page for a sticker. Start with a couple on each side. We would love them to have a go at some blending and segmenting but you know your child and if they are getting tired then stop. Try the shorter words first- underline the ie and sound the word out.

## 'ie' Sound Matching

Read the 'ie' words carefully, match them to the correct picture and then write each word.










<b>pie</b>		= _____
<b>lie</b>		= _____
<b>fried</b>		= _____
<b>cried</b>		= _____
<b>tie</b>		= _____
<b>magpie</b>		= _____
<b>dried</b>		= _____
<b>flies</b>		= _____
<b>quiet</b>		= _____
<b>tried</b>		= _____

Which of these have an ir in them? (The pictures are first, spray, toys, bird, cards, skirt, shirt, fork, girl) If your child can tell you the sounds you could write them for them if they are finding it tricky!

# Find and Write the 'ir' Words



Write the words and then colour the ones with an 'ir' sound in them.

		
f	s	t
		
b	c	s
		
t	f	g