

Nursery Curriculum Meeting

September 2024

The Nursery Team



Mr
Hicking
(Teacher)



Mrs
Watts
(TA currently
on Maternity)







Miss
Shaw
(High Level
Teaching
assistant)



Miss Van
Kleef
(Teaching
assistant)

Mrs
Green
(Teaching
assistant)

Daily Routine

<u>Morning session</u>	<u>Afternoon session</u>	<u>Activity</u>
8:30	12:15	 Registration and settling in
8:40	12:25	Group / Learning Time
9:00	12:45	Free play in the nursery classroom and adult led activities
10:05	1:45	 Snack and group time
10:20	2:00	Outdoor learning and adult led activities
11:05	2:45	Tidy up time 
11:10	2:50	Group time and session review
11:30	3:00-3:15	Home time 

The Early Years Foundation Stage Curriculum

We assess the children across the 7 areas of learning...

We collect evidence of their learning through observations and things put in their 'special work' books. You will be able to look at these on our Nursery open evening.



For more information on our curriculum- this is a really useful website

<https://www.foundationyears.org.uk>

What to expect, when?

Guidance to your child's learning and development in the early years foundation stage




Supported by
Department
for Education



Learning through play

Play underpins our Nursery. Children will learn so much through planned, purposeful play...

- Turn taking and sharing
- Developing independence
- Practise skills, new and old
- Develop speaking and listening
- Extend vocabulary and understanding



Behaviour

We run a positive behaviour system but it is important to recognise the children are all learning how to behave.

- Clear expectations and boundaries
- Whole class rewards as well as individual stickers or stamps
- Warnings and reflective times if needed.

Speaking target Wall

This can be used to support your child at home.

Targets read from left to right.
As you read across they get progressively harder.

Not all children will make progress in this order, they may jump. Please remember that children all develop at different rates.

If you have concerns about your child's speech please contact your Health Visitor.

Speaking Target Wall - Nursery



I can copy words when an adult says them	I can copy simple new words and use them in a sentence <i>ie</i> It's a train	I can copy harder new words and use them in a sentence <i>ie</i> The train has carriages	I can remember new words and use them in my own sentences
I can put two words together <i>ie</i> more juice	I can use simple sentences <i>ie</i> Mummy gonna work	I can link sentences using 'and' and 'because'	I can link several sentences to tell you about something
I can make appropriate noises as I play <i>ie</i> brum , brum for a car	I can say words to say what I am doing when I play <i>ie</i> car gone	I can use sentences to say what I am doing when I play <i>ie</i> car gone in the garage	I can make up a story as I play <i>ie</i> The car has gone in the garage. It needs a new wheel.
My mummy / daddy can understand me	People I see a lot can understand me	Most people can understand me and I speak confidently to people I know	Most people can understand me and I am confident to speak to new people
I can make lots of letter sounds	I sometimes use t for 'c' and 'd' for 'g' sounds <i>ie</i> tat for cat, dirt for girl. People can still understand me	I can say sh , ch , j , y sounds in some words	I can pronounce most words correctly
I am beginning to ask simple questions	I can ask what, where, who questions	I can ask who, what, where, when, how questions	I can ask questions and give explanations

Themes in the Nursery

Over the year the children will look at different themes, topics and festivals.

Within these topics we will seek to follow the children's interests and make sure they are involved in our planning.

We will also look at different stories related to these themes such as Mr Wiggle and Mr Waggle, The Little Red Hen, Pirates Love Underpants and many more.



Creating a love of books

In Nursery we teach important pre-reading skills:

Spotting signs and symbols



Recognising their name and letters

Creating a love of books- Sharing our reading spine and re-telling stories



Phonics activities and games

Remember to borrow books from our library!



Talk for Write

Talk for Write is used throughout the school and is an approach in improve communication and writing skills.

- Uses familiar stories to learn story structure.
- Improves language skills through repetition.
- Introduces new vocabulary.
- Helps children become immersed in writing and communication.
- Extend vocabulary and improves understanding.

Phonics

Phase 1	To develop phonological awareness inc ability to distinguish between sounds, speak clearly and audibly, become familiar with rhyme, rhythm, alliteration.	Reflects developmental stages for CLL
Phase 2	To introduce about 19 grapheme-phoneme correspondences (selection of common consonants and vowels)	Up to 6 weeks
Phase 3	To teach children about 26 more grapheme-phoneme correspondences in order to read and spell simple regular words	Up to 12 weeks
Phase 4	To teach children to read and spell words containing adjacent consonants	4 to 6 weeks
Phase 5	Teaching children to recognise and use	Securing reading and spelling will extend

Lots of phase 1 listening activities. We also have our voice sound of the week 😊

Phonics - See Our Website



Phoneme

The smallest unit of sound in a word.

e.g.

c a t

th i s

b r u sh

Children will learn to:

Hear the initial sounds in words.

Blend sounds to build words.

Hear parts of words and syllables through play.



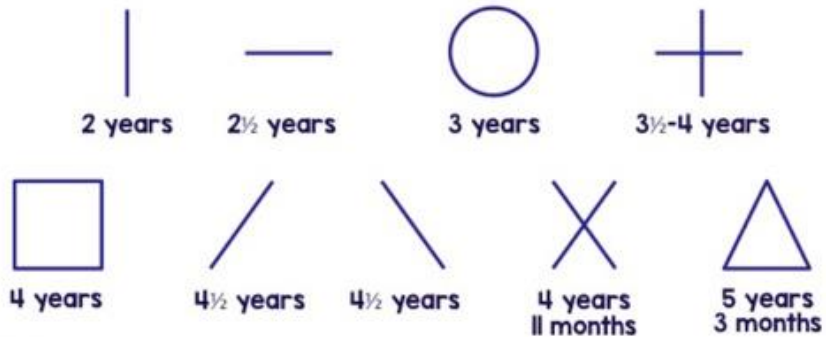
Mark-Making

Writing is not just about pencils...

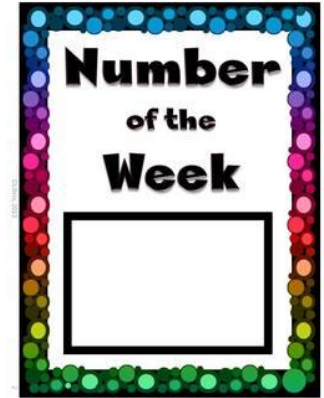


PRE-WRITING SHAPES

Before your child can learn to write, he or she needs to be able to draw these shapes



Maths



Puzzles, games
And patterns

Number/Shape of
the week

Numicon in the environment

Building and problem solving



Number and counting songs



PE

Children will be having PE lessons at least once a week.

They will consist of a mixture of playground games, sports skills as well as dance and Gymnastics based activities.

These will improve:

- Coordination
- Gross motor skills
- Team skills.

School website

www.heymann.notts.sch.uk

Not secure | www.heymann.notts.sch.uk



HEYMANN PRIMARY SCHOOL

Inspiring and motivating our children to be the best they can be

HOME

ABOUT US

PARENT INFORMATION

OUR LEARNING

OUR CLASSES & BLOGS

OUR COMMUNITY

Heymann Blog

Reception

Year 1

Year 2

Year 3

Year 4

Year 5

Year 6

Nursery class

- ❖ Our classes and blogs
- ❖ Nursery Class
- ❖ Heymann Blog

Talk tasks to do each week

Each week we will be posting a 'talking task' for you to complete with your child.

These will be linked to our topic and help you to extend your child's learning at home.

Show and Tell

For show and tell, we request photos a few times a year to talk about. These help build on the learning of our topic.

These are areas such as :

- Celebrations
- What my parents do
- Holidays

We want to find out about your child's life and interests.

Reminders

- Please label all water bottles, coats and bags that come into nursery.
- Please make sure you regularly check your emails as this will be our main way of communicating.
- Please remember to send your child with a book bag everyday- it really helps with letters and children's masterpieces!
- If you haven't already done so- Please email a family photo to this email address nursery-teachers@heymann.notts.sch.uk
- If someone different is collecting your child- please could you let us know in the morning

How you can help at home

There are lots of ideas on the Nursery webpage and attachments/useful websites to visit.

These are what we think are key:

- Encourage sharing and good manners
- Encourage correct grammar and speech sounds
- Share books and stories
- **PLAY LOTS** and have fun!

Thank you for listening

Please email us if you have
any questions/concerns 😊

richard.hicking@heyemann.notts.sch.uk